

THE BROOKINGS INSTITUTION

1775 Massachusetts Avenue, NW Washington, DC 20036-2188
Tel: 202-797-6000 Fax: 202-797-6004
www.brookings.edu

Iraq Index *Tracking Variables of* *Reconstruction & Security in Post-Saddam Iraq*

www.brookings.edu/iraqindex

February 20, 2007

For full source information for entries other than the current month, please see the Iraq Index archives at
www.brookings.edu/fp/saban/iraq/indexarchive.htm

Michael E. O'Hanlon
Jason H. Campbell

For more information please contact Jason Campbell at jhcampbell@brookings.edu

TABLE OF CONTENTS

Security Indicators

	<i>Page</i>
U.S. Troop Fatalities since March 2003.....	4
Cause of Death for US Troops.....	5
American Military Fatalities by Category.....	6
U.S. Troops Wounded in Action since March 2003.....	6
British Military Fatalities since March 2003.....	7
Non-U.S. & U.K. Coalition Military Fatalities since March, 2003.....	7
Non-U.S. & U.K. Coalition Military Fatalities by Country since March 2003.....	8
Iraqi Military and Police Killed since January 2005.....	8
Car Bombs in Iraq (Lethal and Non-Lethal).....	9
Iraqi Civilians Killed by US Troops.....	9
Iraqi Civilians Killed By Violence	10
Multiple Fatality Bombings in Iraq.....	11
Killed and Wounded in Multiple Fatality Bombings.....	11
Police and Civilian Deaths by Region.....	12
Non-Iraqi Civilian Casualties Killed Monthly since May 2003.....	12
Journalists Killed in Iraq.....	13
Nationalities of Journalists Killed in Iraq.....	13
Circumstances of Journalist Deaths.....	13
Iraqis Kidnapped.....	13
Foreign Nationals Kidnapped in Iraq since May 2003.....	14
Iraqi Prison Population.....	15
Estimated Strength of Insurgency Nationwide.....	16
Estimated Number of Foreign Fighters in the Insurgency	17
Nationalities of Foreign Militants in Iraq, September 2005.....	17
Coalition Troop Strength in Iraq	18
Distribution of the Army's Authorized End Strength, By Component and Function, Fiscal Year 2005.....	18
Top Ten Non-U.S. Coalition Contributors of Military Personnel in Iraq.....	19
Attacks on Iraqi Oil and Gas Pipelines, Installations, & Personnel	19
Number of Daily Attacks by Insurgents and Militias.....	20
Average Weekly Attacks by Time Period: 1 January 2004 – 20 January 2006.....	20
Improvised Explosive Devices (IED's) Detonated And Disarmed January – June, 2006.....	21
Coalition Forces Ability to Find and Disarm Improvised Explosive Devices.....	21
Average Number of Daily Patrols and Violent Events in Baghdad.....	21
American Military Helicopters Downed in Iraq	22
Internally Displaced Persons in Iraq.....	22
Migration Indicators.....	22
Refugees And Asylum Seekers.....	22
Size of Iraqi Security Forces on Duty	23
Enemy-Initiated Attacks Against the Coalition and Its Partners.....	24
Index of Political Freedom.....	24
Index of Press Freedom.....	25
Political Parties in Iraq.....	25
Council Seats in New Iraqi Legislature.....	25

Economic & Quality of Life Indicators

Fuel.....	26
Oil Revenue from Exports.....	27
Electricity.....	28
Nationwide Unemployment Rate.....	29
American Aid Appropriated, Obligated and Disbursed towards the Iraq Relief and Reconstruction Fund.....	30
Pledges of Reconstruction Aid to Iraq by Country, As of December 31, 2005.....	31
Gross Domestic Product Estimates and Projections.....	32
Annual Iraqi Budget and Actual Expenditures through August 2006.....	32
Change in Iraq's Debt, 2004 to 2006.....	32
Estimated Appropriations Provided for Operations in Iraq and the War on Terror; 2001-2007.....	33
Inflation.....	33
Other Economic Indicators.....	34
Trained Judges.....	34
Number of Registered Cars in Baghdad.....	35
Telephone subscribers.....	34
Internet subscribers.....	35
Media.....	35
Doctors in Iraq.....	35
Current Water Projects Outputs Vs. CPA Goals.....	36
Education Indicators – Enrollment.....	36

Polling/Politics

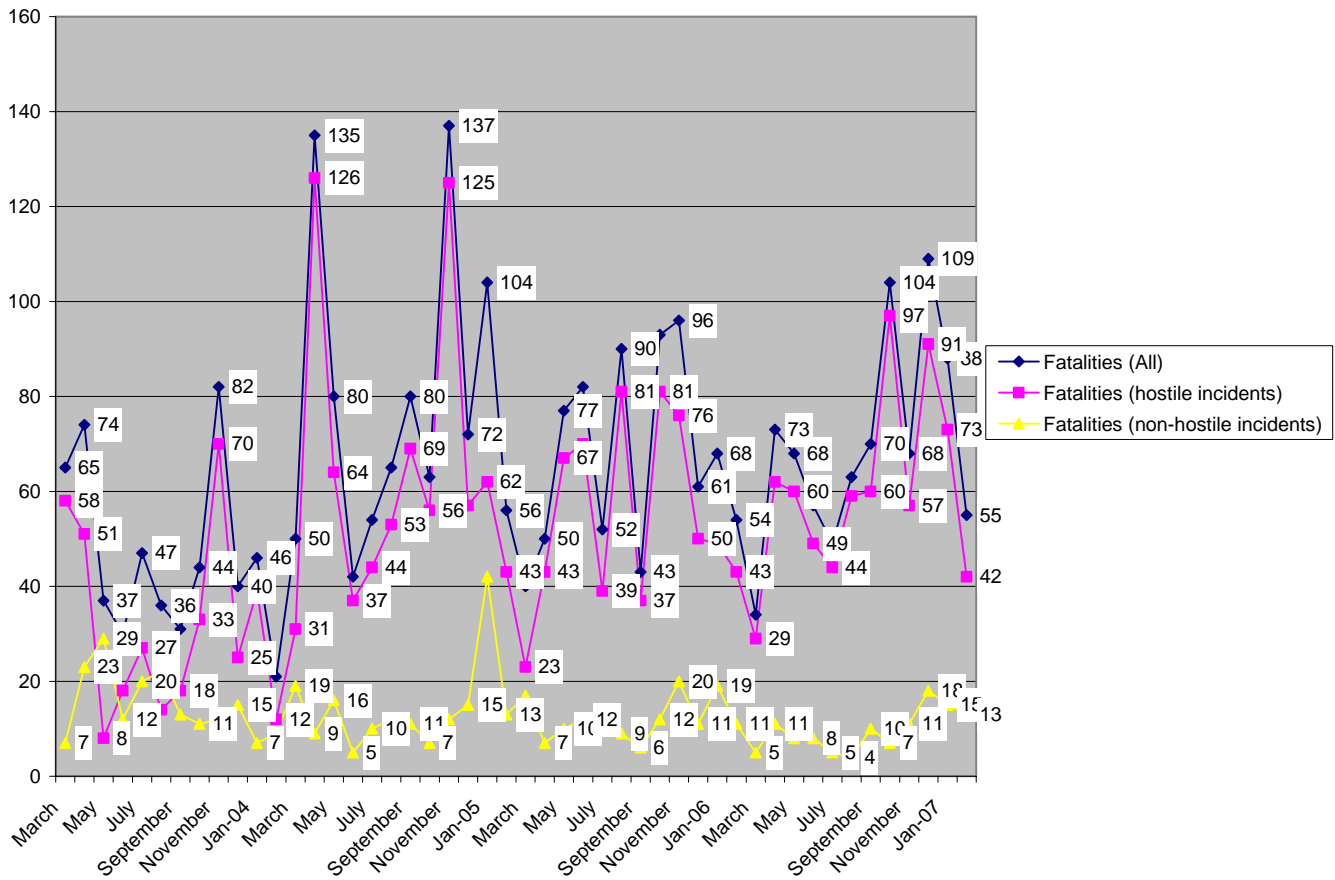
September 27, 2006: World Opinion Poll.org – PIPA: The Iraqi Public on the US Presence and the Future of Iraq.....37
June 14 – 24, 2006: International Republican Institute.....38
January 31, 2006: World Opinion Poll.org – What the Iraqi Public Wants.....42

NOTE ON THE METHODOLOGY OF THE IRAQ INDEX:

Although the footnotes to the Iraq Index document our sources in detail, it is worth noting here a few broad points. The majority of our information comes from the U.S. Government, though we must often analyze it and process it further to show trends over the full period since Saddam Hussein fell in 2003. Some information comes from foreign journalists on the ground and from nongovernmental organizations; a very modest amount to date comes from Iraqi sources. Most tables and charts are straightforward representations of data as we obtain it from the above primary sources, with only modest further analysis and processing required. However, a few graphics, such as those on crime and unemployment rates, require more methodological work (and more assumptions) on our part—and are as a result also perhaps somewhat less precise than most of the tables and charts.

SECURITY INDICATORS

U.S. TROOP FATALITIES SINCE MARCH 19, 2003¹



Total from March 19, 2003 (start of major combat operations) through February 19, 2007:

Fatalities (all kinds): **3,135**
 Fatalities in hostile incidents: **2,522**
 Fatalities in non-hostile incidents: **613**

NOTE ON U.S. TROOP FATALITIES SINCE MARCH 19, 2003 TABLE:

The daily Department of Defense casualty reports that we use for our monthly estimates on U.S. troops killed doesn't make entirely clear when in a 24 hour period casualties were incurred. Since the reports are published 10 AM daily, there is the possibility that our numbers for January 2005 and onwards are slightly off due to uncertainties about whether casualties occurred on the first and last day of each month. We have chosen to interpret the numbers in the casualty report as representing fatalities that occurred throughout the previous day. Total fatalities include seven civilians working for the Department of Defense.

CAUSE OF DEATH FOR US TROOPS²

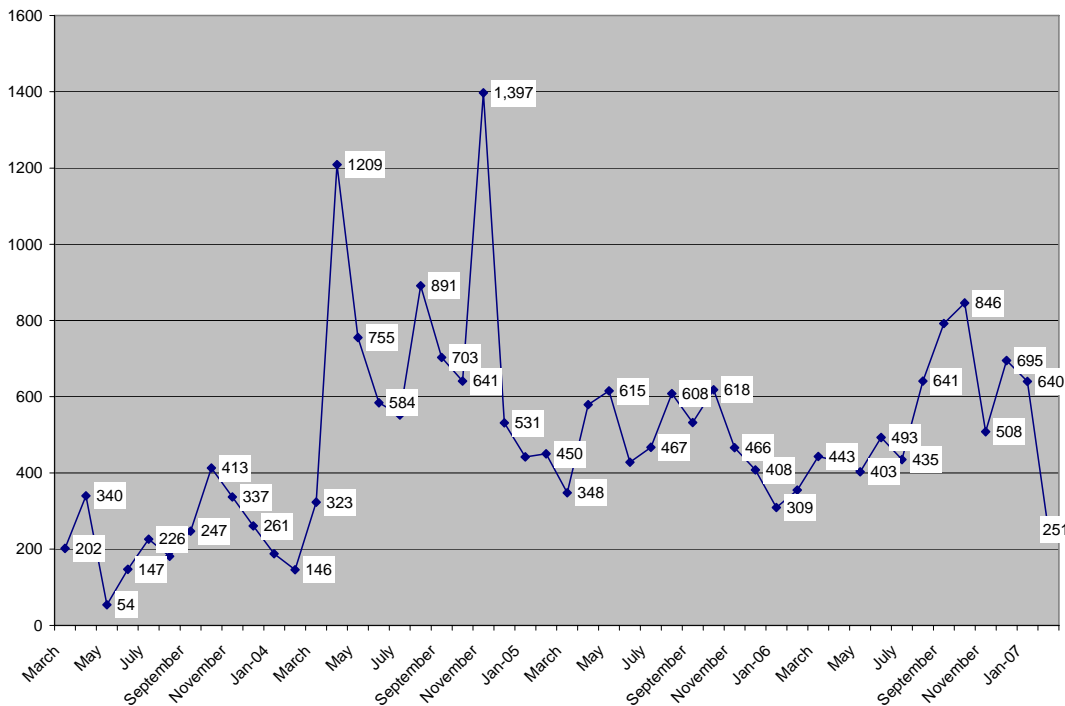
Month	Improvised Explosive Device	Car Bombs	Mortars And Rockets	Rocket Propelled Grenades	Helicopter Losses*	Other Hostile Fire	Non-Hostile Causes*	Total
March 03	0 (0%)	0 (0%)	0 (0%)	0 (0%)	8 (12.3%)	50 (76.9%)	7 (10.8%)	65
April	0 (0%)	0 (0%)	3 (4.1%)	4 (5.4%)	8 (10.8%)	41 (55.4%)	18(24.3%)	74
May	0 (0%)	0 (0%)	0 (0%)	0 (0%)	7 (18.9%)	6 (16.2%)	24 (64.9%)	37
June	0 (0%)	0 (0%)	0 (0%)	4 (13.3%)	0 (0%)	14 (46.6%)	12 (40.0%)	30
July	4 (8.3%)	0 (0%)	0 (0%)	9 (18.8%)	0 (0%)	15 (31.3%)	20 (41.7%)	48
August	7 (20%)	0 (0%)	0 (0%)	2 (5.7%)	0 (0%)	7 (20%)	19 (54.3%)	35
September	5 (16.1%)	0 (0%)	2 (6.5%)	2 (6.5%)	1 (3.2%)	9 (29%)	12 (38.7%)	31
October	13 (29.5%)	0 (0%)	4 (9.1%)	2 (4.5%)	0 (0%)	14 (31.8%)	11 (25%)	44
November	20 (24.4%)	0 (0%)	1 (1.2%)	1 (1.2%)	39 (47.6%)	8 (9.8%)	13 (15.8%)	82
December	18 (45%)	1 (2.5%)	2 (5%)	0 (0%)	0 (0%)	4 (10%)	15 (37.5%)	40
January 04	20 (42.6%)	3 (6.4%)	4 (8.5%)	1 (2.1%)	14 (29.8%)	4 (8.5%)	1 (2.1%)	47
February	9 (45%)	0 (0%)	2 (10%)	0 (0%)	2 (10%)	3 (15%)	4 (20%)	20
March	19 (36.5%)	0 (0%)	4 (7.7%)	0 (0%)	0 (0%)	12 (23.1%)	17 (32.7%)	52
April	16 (11.9%)	10 (7.4%)	7 (5.2%)	13 (9.6%)	2 (1.5%)	78 (57.8%)	9 (6.7%)	135
May	21 (26.3%)	2 (2.5%)	12 (15%)	2 (2.5%)	0 (0%)	25 (31.3%)	18 (22.5%)	80
June	12 (28.6%)	2 (4.8%)	7 (16.7%)	1 (2.4%)	0 (0%)	15 (35.7%)	5 (11.9%)	42
July	17 (31.5%)	2 (3.7%)	7 (13%)	2 (3.7%)	0 (0%)	16 (29.6%)	10 (18.5%)	54
August	16 (24.2%)	0 (0%)	2 (3%)	4 (6.1%)	2 (3%)	33 (50%)	9 (13.6%)	66
September	15 (18.8%)	11(13.8%)	4 (5%)	2 (2.5%)	0 (0%)	37 (46.3%)	11 (13.8%)	80
October	12 (19%)	19 (30.2%)	2 (3.2%)	4 (6.3%)	2 (3.2%)	19 (30.2%)	5 (7.9%)	63
November	18 (13.1%)	6 (4.4%)	4 (2.9%)	4 (2.9%)	0 (0%)	93 (67.9%)	12 (8.8%)	137
December	14 (19.4%)	2 (2.8%)	1 (1.4%)	0 (0%)	2 (2.8%)	41 (56.9%)	12 (16.7%)	72
January 05	29 (27.1%)	3 (2.8%)	3 (2.8%)	8 (7.5%)	33 (30.8%)	11 (10.3%)	20 (18.7%)	107
February	25 (43.1%)	1 (1.7%)	1 (1.7%)	0 (0%)	0 (0%)	15 (25.9%)	16 (27.6%)	58
March	13 (37.1%)	7 (20%)	1 (2.9%)	0 (0%)	0 (0%)	10 (28.6%)	4 (11.4%)	35
April	20 (38.5%)	7 (13.5%)	5 (9.6%)	2 (3.8%)	0 (0%)	12 (23.1%)	6 (11.5%)	52
May	33 (41.2%)	10 (12.5%)	6 (7.5%)	2 (2.5%)	2 (2.5%)	14 (17.5%)	13 (16.3%)	80
June	36 (46.2%)	8 (10.3%)	2 (2.6%)	3 (3.8%)	2 (2.6%)	18 (23.1%)	9 (11.5%)	78
July	36 (66.7%)	2 (3.7%)	3 (5.6%)	0 (0%)	0 (0%)	4 (7.4%)	9 (16.7%)	54
August	40 (47.1%)	7 (8.2%)	1 (1.2%)	0 (0%)	0 (0%)	27 (31.8%)	10 (11.8%)	85
September	37 (75.5%)	0 (0%)	2 (4.1%)	0 (0%)	0 (0%)	3 (6.1%)	7 (14.3%)	49
October	57 (59.4%)	2 (2.1%)	7 (7.3%)	0 (0%)	0 (0%)	11 (11.5%)	19 (19.8%)	96
November	40 (47.6%)	6 (7.1%)	0 (0%)	0 (0%)	2 (2.4%)	24 (28.6%)	12 (14.3%)	84
December	42 (61.8%)	3 (4.4%)	2 (2.9%)	1 (1.5%)	2 (2.9%)	9 (13.2%)	9 (13.2%)	68
January 06	24 (38.7%)	3 (4.8%)	0 (0%)	1 (1.6%)	13 (21%)	10 (16.1%)	11 (17.7%)	62
February	36 (65.5%)	2 (3.6%)	1 (1.8%)	0 (0%)	0 (0%)	7 (12.7%)	9 (16.4%)	55
March	12 (38.7%)	1 (3.2%)	3 (9.7%)	1 (3.2%)	0 (0%)	9 (29%)	5 (16.1%)	31
April	45 (59.2%)	1 (1.3%)	1 (1.3%)	1 (1.3%)	2 (2.6%)	15 (19.7%)	11 (14.5%)	76
May	36 (52.2%)	2 (2.9%)	0 (0%)	0 (0%)	4 (5.8%)	17 (24.6%)	10 (14.5%)	69
June	33 (54.1%)	0 (0%)	1 (1.6%)	0 (0%)	0 (0%)	23 (37.7%)	4 (6.6%)	61
July	21 (48.8%)	3 (6.9%)	0 (0%)	1 (2.3%)	0 (0%)	13 (30.2%)	5 (11.6%)	43
August	29 (44.6%)	0 (0%)	0 (0%)	0 (0%)	2 (3.1%)	29 (44.6%)	5 (7.7%)	65
September	29 (40.8%)	4 (5.6%)	1 (1.4%)	1 (1.4%)	0 (0%)	26 (36.6%)	10 (14.1%)	71
October	52 (49.5%)	0 (0%)	0 (0%)	1 (1%)	0 (0%)	46 (43.8%)	6 (5.7%)	105
November	38 (54.3%)	0 (0%)	0 (0%)	0 (0%)	2 (2.9%)	22 (31.4%)	8 (11.4%)	70
December	72 (62.6%)	0 (0%)	1 (0.9%)	1 (0.9%)	5 (4.3%)	26 (22.6%)	10 (8.7%)	115
January 07	34 (40.5%)	0 (0%)	1 (1.2%)	0 (0%)	14 (16.7%)	30 (35.7%)	5 (5.9%)	84
February	16 (26.2%)	2 (3.3%)	0 (0%)	0 (0%)	9 (14.8%)	25 (41.0%)	9 (14.8%)	61
Total	1,141 (36.2%)	132 (4.2%)	110 (3.5%)	80 (2.5%)	179 (5.7%)	1,000 (31.7%)	506 (16.1%)	3,150

NOTE ON CAUSE OF DEATH DETAIL TABLE: Through February 19, 2007 Helicopter losses include deaths caused by both non-hostile helicopter accidents and helicopters downed by hostile fire. Hostile losses were as follows: 3/03 (8 killed); 4/03 (2); 11/03 (39); 1/04 (10); 4/04 (2); 5/05 (2); 6/05 (2); 11/05 (2); 1/06 (4); 4/06 (2); 5/06 (2) total: 75. Non-hostile losses were as follows: 4/03 (6); 5/03 (7); 9/03 (1); 1/04 (4); 2/04 (2); 8/04 (2); 10/04 (2); 12/04 (2); 1/05 (33); 12/05 (2); 1/06 (9); 5/06 (2); 8/06 (2); 11/06 (2); 12/06 (5); 1/07 (14); 2/07 (9), total: 103. The "Non-Hostile Causes" data then does not include non-hostile helicopter losses.³

AMERICAN MILITARY FATALITIES BY CATEGORY MARCH 19, 2003 – FEBRUARY 3, 2007⁴

Category	Total fatalities as of February 3, 2007: 2,998
Gender	Male: 3,024 Female: 67
Age	Younger than 22: 932 22-24: 732 25-30: 745 31-35: 316 Older than 35: 366
Component	Active: 2,420 Reserve: 263 National Guard: 408
Military service	Army: 2,113 Marines: 879 Navy: 67 Air Force: 31 Coast Guard: 1
Officers/Enlisted	Officer: 315 E5-E9: 983 E1-E4: 1,793
Race/Ethnicity	American Indian or Alaska Native: 34 Asian: 56 Black or African American: 299 Hispanic or Latino: 332 Multiple races, pending or unknown: 40 Native Hawaiian or Pacific Islander: 32 White: 2,298

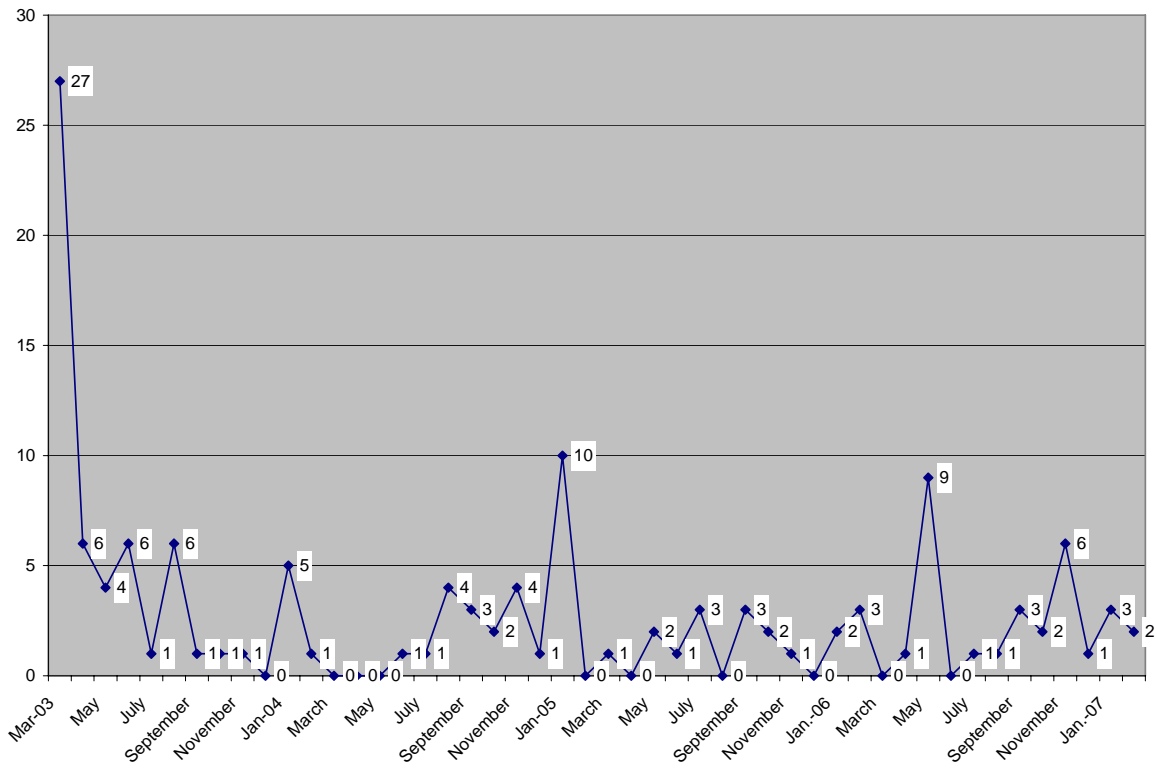
U.S. TROOPS WOUNDED IN ACTION SINCE MARCH 2003⁵



Total from March 19, 2003 through February 19, 2007: 23,530

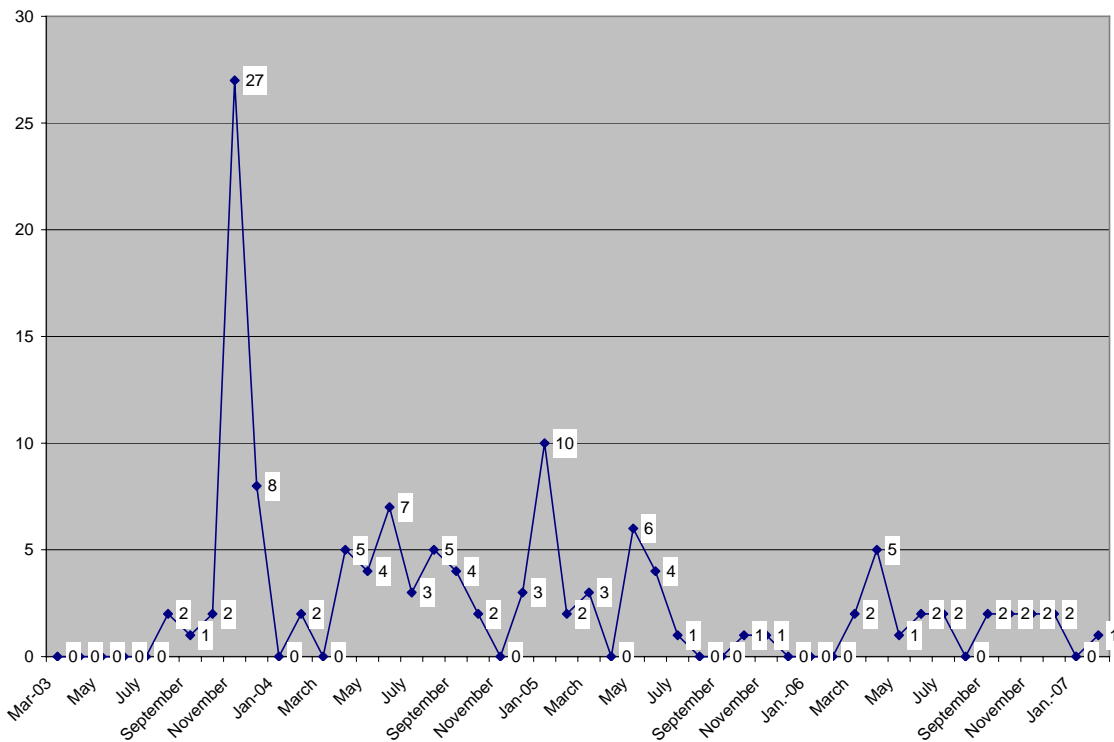
The daily Department of Defense casualty reports that we use for our monthly estimates on U.S troops wounded does not make it entirely clear when in a 24-hour period casualties were incurred. Since the reports are published at 10AM daily, there is possibility that our numbers for January 2005 and onwards are slightly off due to uncertainties about whether casualties occurred on the first or the last of each month.

BRITISH MILITARY FATALITIES SINCE MARCH 19, 2003⁶



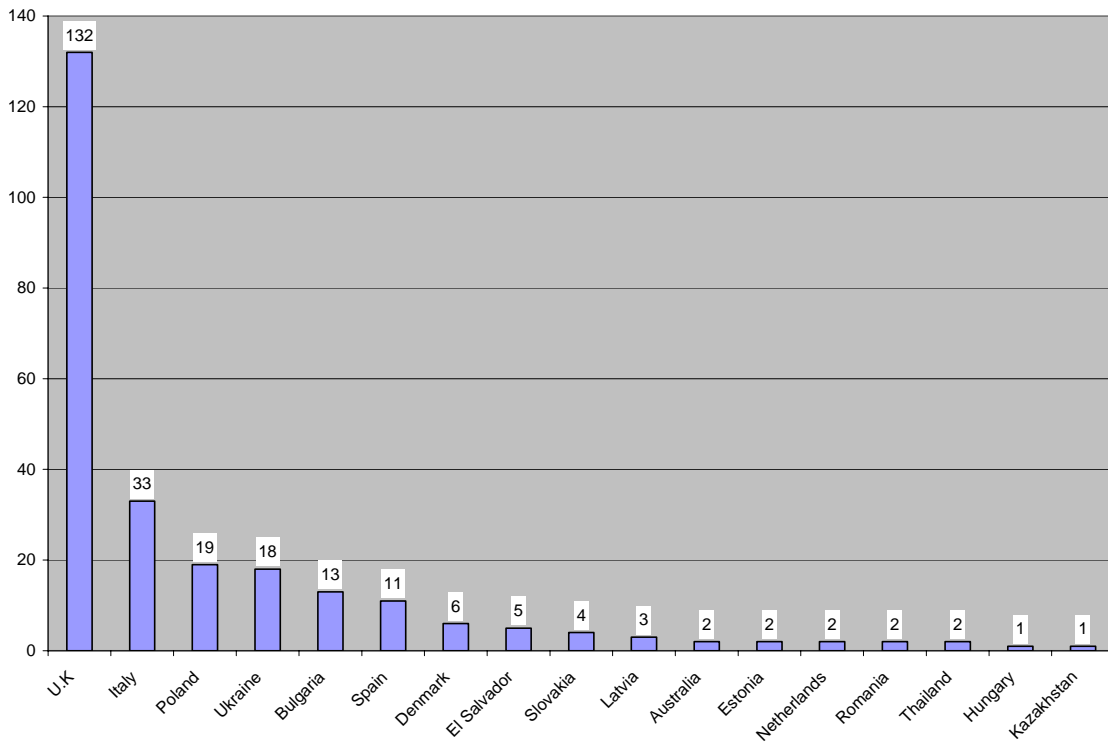
Total through February 19, 2007: 132

NON-U.S. & U.K. COALITION MILITARY FATALITIES SINCE MARCH 19, 2003⁷



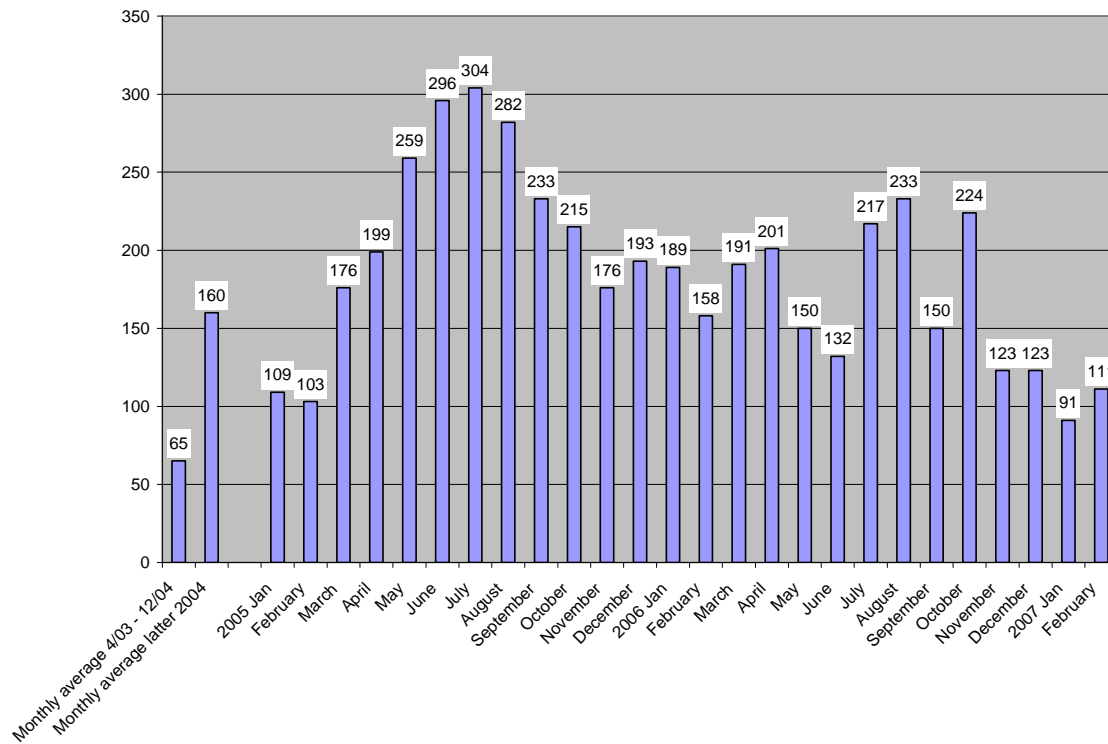
Total through February 19, 2007: 124

NON-U.S. COALITION TROOP FATALITIES BY COUNTRY SINCE MARCH 19, 2003⁸



Total through February 19, 2007: 256

IRAQI MILITARY & POLICE KILLED MONTHLY⁹

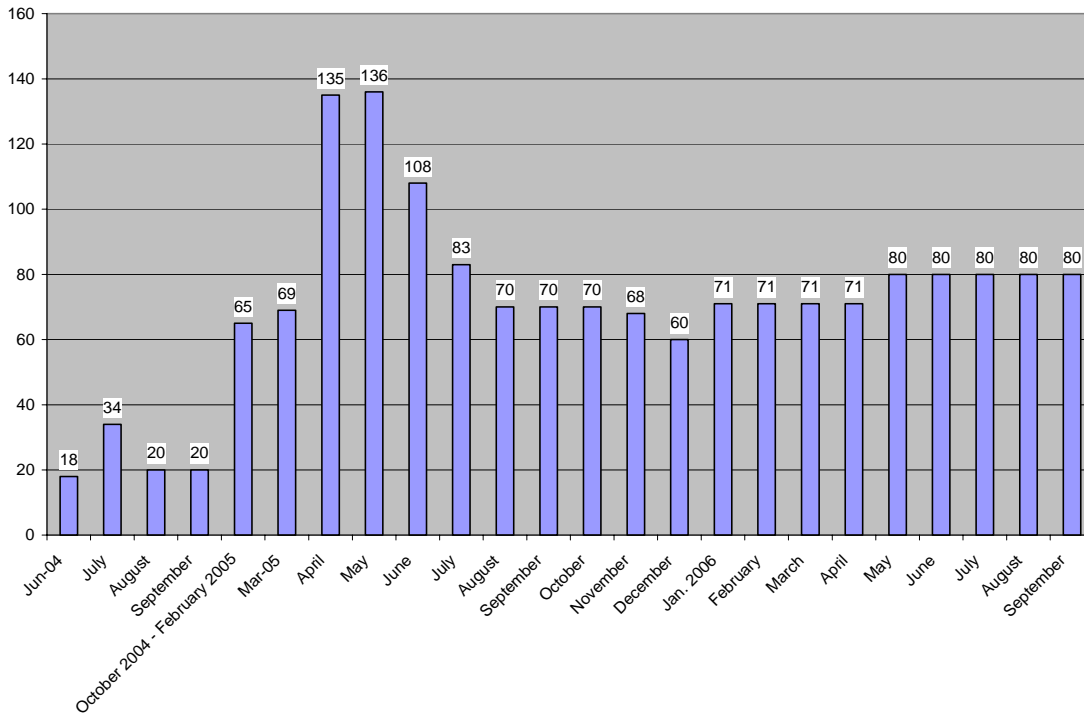


Total June 2003 through February 19, 2007: 6,138

1,300 Iraqi military and police were killed between June 2003 and January 4, 2005 according to Iraqi Minister of Interior Falah Hasan Al-Naqib. "Iraqi Officers, Police Members Killed so Far Total 1,300," Kuwait News Agency (KUNA) January 4, 2005.

Maj. Gen. Joseph Peterson, the top American police trainer in Iraq, noted through his spokesperson that 1,497 Iraqi police officers were killed and 3,256 wounded in 2005. Eric Schmitt, "2,000 More MPs Will Help Train the Iraqi Police," *New York Times*, January 16, 2006.

CAR BOMBS IN IRAQ (LETHAL AND NON-LETHAL)¹⁰



NOTE ON CAR BOMBS IN IRAQ CHART: Because we are no longer receiving useful data on the number of car bombs in Iraq, this table will be discontinued. Many of the existing numbers are estimates. Please see footnote for details.

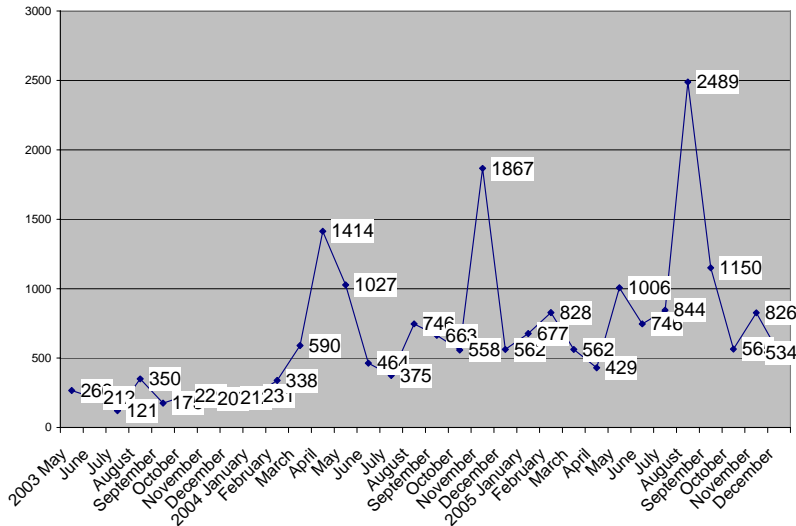
IRAQI CIVILIANS KILLED BY US TROOPS¹¹

2005	Average of 7 per week
January 2006	4 per week
August 2006	1 per week

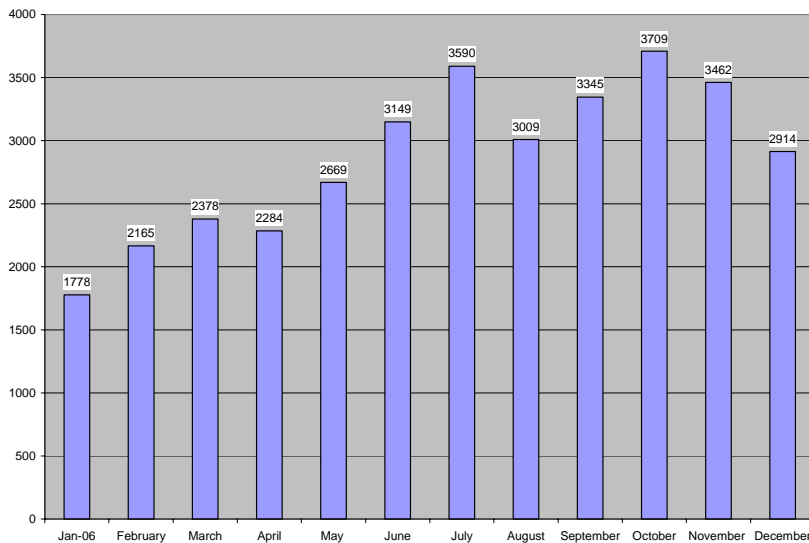
NOTE ON IRAQI CIVILIANS KILLED BY US TROOPS: The military has recently announced that an average of one Iraqi civilian per day was killed in “escalation of force” incidents alone in 2005. Josh White, Charles Lane and Julie Tate, “Homicide Charges Rare in Iraq War; Few Troops Tried for Killing Civilians,” *Washington Post*, August 28, 2006.

IRAQI CIVILIANS KILLED BY VIOLENCE

MAY 2003–DECEMBER 2005 (Does Not Include Murders)



JANUARY 2006 – PRESENT (All Violent Causes)¹²



NOTE ON “IRAQI CIVILIANS KILLED” TABLES:

Information for May 2003–December 2005 is based upon data from Iraq Body Count. We do not include entries recorded at the morgue (to avoid double-counting) or those which clearly involve the death of Iraqi police, police recruits, or Iraq Civil Defense Forces (in an attempt to index only civilians killed by acts of war. IBC itself removes military personnel.) The data shown in the chart are 1.75 times our IBC-based numbers, reflecting the fact that estimates for civilian casualties from the Iraqi Ministry of the Interior were 75 percent higher than those of our Iraq Body Count-based estimate over the aggregate May 2003 – December 2005 period.¹³ During this time, we separately studied the crime rate in Iraq, and on that basis estimated 23,000 murders throughout the country.

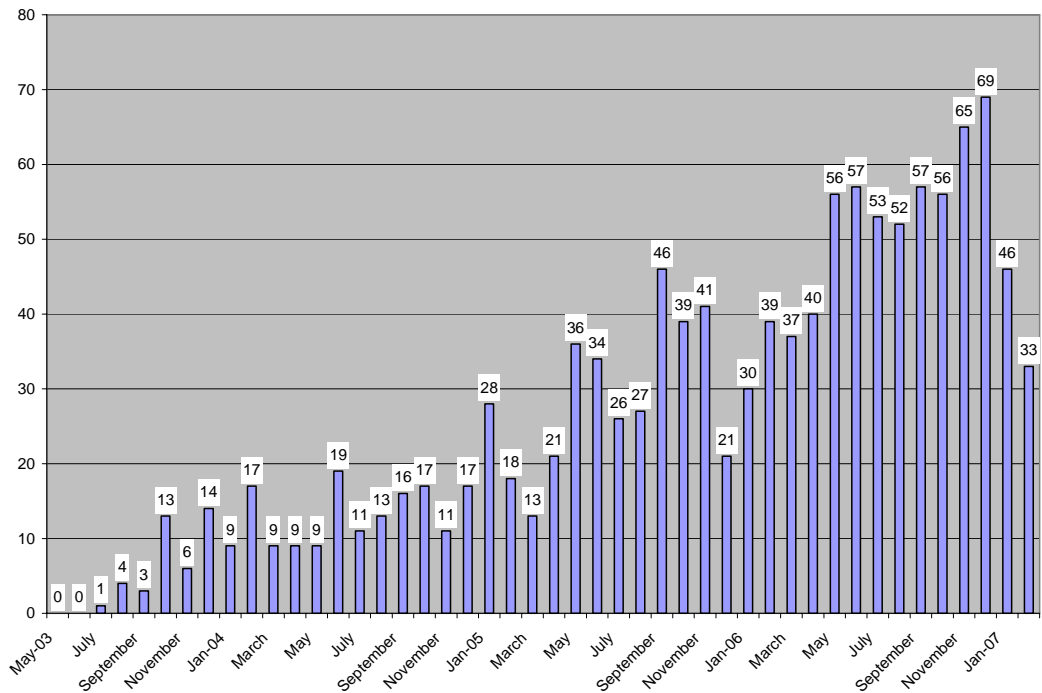
Starting in 2006, we have found it is no longer practical to differentiate between acts of war and crime. Our estimates since January 2006 are based upon the numbers published in the UN Assistance Mission for Iraq, “Human Rights Report: 1 May–30 June, 2006” and subsequent reports. This data combines the Iraq Ministry of Health’s tally of deaths counted at hospitals with the Baghdad Medico-Legal Institute’s tally of deaths counted at morgues. **As a point of comparison between the two charts, we have found that the numbers we present for 2006 based on the UN (which include crime) are approximately twice what the estimates would be using the our methodology for the IBC data (not including crime) for the same time period.**

ESTIMATES OF IRAQI CIVILIANS KILLED BY VIOLENCE:

These numbers do not include Iraqi civilians killed during major combat operations March 19, 2003–April 30, 2003.

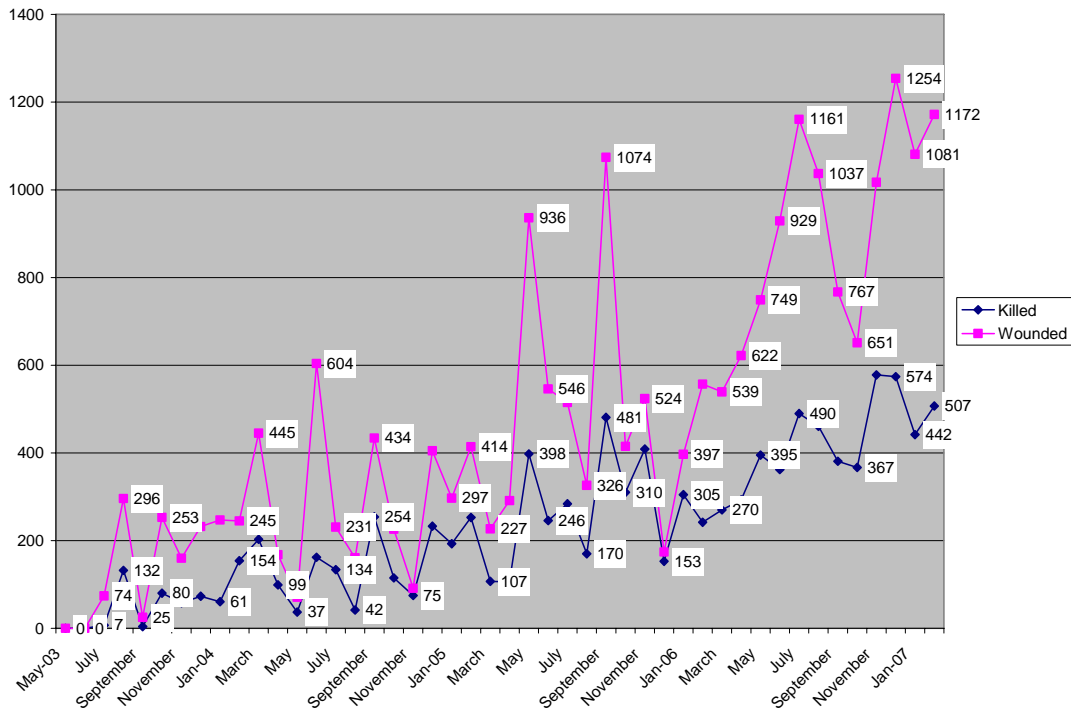
Iraq Index Estimate using IBC Data – May 2003 – December 31, 2005, not including crime:	19,500
Iraq Index Estimate using IBC Data – May 2003 – December 31, 2005, including crime:	42,100
Iraq Index Estimate using UN Data – January 2006 – October 2006:	28,000
Iraq Index Cumulative Estimate using IBC and UN Data – May 2003 – October 31, 2006:	70,100
Iraq Body Count Cumulative Total Through 15 December 2006:	53,000 – 59,000

MULTIPLE FATALITY BOMBINGS¹⁴



Total as of February 19, 2007: 1,238 (of which at least 421 (34.0%) were suicide bombings)

KILLED AND WOUNDED IN MULTIPLE FATALITY BOMBINGS¹⁵



Total as of February 19, 2007:

Killed: 10,700

Wounded: 22,040

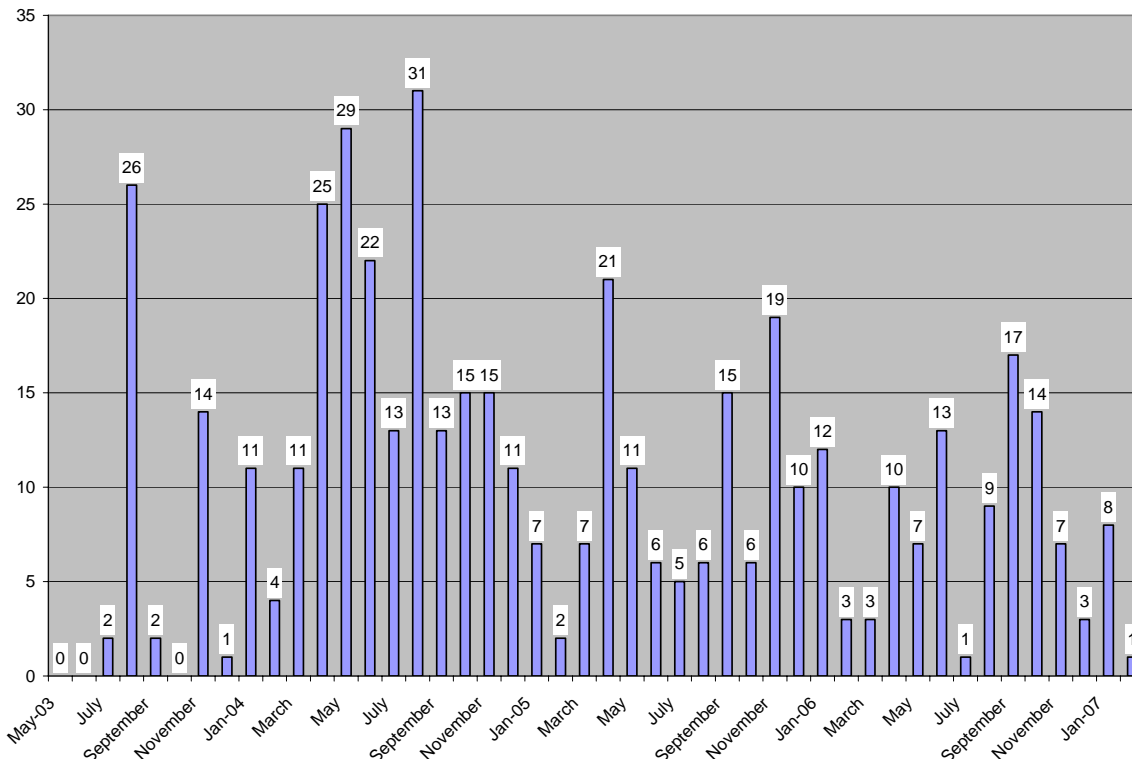
NOTE ON MULTIPLE FATALITY BOMBINGS AND KILLED AND WOUNDED IN MULTIPLE FATALITY BOMBINGS TABLES: Included as data for these graphs are any bombings (including IEDs / roadside bombs) that caused at least three fatalities. The data on multiple fatality IED / roadside bombs are estimates and may have a margin of error of +/- one bomb and approximately five fatalities and five wounded.

POLICE AND CIVILIAN DEATHS BY REGION

Region	Police Deaths	Civilian Deaths
Dahuk	1	6
Nineveh	259	1,572
Irbil	60	140
Tamim	187	1,005
Sulaimaniya	4	87
Salahuddin	239	1,452
Diyala	409	1,861
Baghdad	715	28,154
Babil	160	1,739
Anbar	235	2,514
Wasit	19	625
Karbala	31	1,031
Qadisiya	3	163
Misan	16	49
Najaf	26	877
Muthanna	2	123
Dhiqar	8	978
Basra	63	1,768
Unknown location	141	67
Total	2,578	44,206

NOTE ON POLICE AND CIVILIAN DEATHS BY REGION CHART: This chart includes deaths from the start of the war until October 15, 2006, as reported by Iraq Body Count, cited in "Iraq Body Count: War Dead Figures," *BBC News Online*, October 23, 2006. This data has NOT been filtered by the authors in the same way as the Iraq Body Count data discussed in *Iraqi Civilians Killed by Violence*.

NON-IRAQI CIVILIANS KILLED SINCE MAY, 2003¹⁶



Total through February 19, 2007: 468

NOTE ON NON-IRAQI CIVILIANS KILLED IN IRAQ: Total includes two contractors whose dates of death are unknown at this time and are thus not included on the above chart. This list is incomplete and does not include an additional 44 contractors that were killed up until December 31, 2004. Since we do not know during which month these deaths occurred they are not represented in the graph above.

As of March, 2005, there were more than 20,000 foreign (non-Iraqi) private military contractors in Iraq. 6,000 of these are in armed tactical roles. Peter W. Singer, "Outsourcing War," *Foreign Affairs*, March 2005.

JOURNALISTS KILLED IN IRAQ¹⁷

2003	14
2004	24
2005	22
2006	32
2007	1
Total	93

NATIONALITIES OF JOURNALISTS KILLED IN IRAQ¹⁸

Iraqi	72
European	11
American	2
Other Arab Countries	3
All Others	5
Total	93

CIRCUMSTANCES OF JOURNALIST DEATHS¹⁹

Murder	57
Crossfire or other acts of war	36
Total	93

NOTE ON JOURNALIST DEATHS: A broader tally of journalist deaths that includes media workers such as drivers and interpreters, as well as non-hostile but war-related deaths, finds 168 total fatalities.²⁰

IRAQIS KIDNAPPED²¹

January 2004	2 per day in Baghdad
December 2004	10 per day in Baghdad
December 2005	Up to 30 per day nationwide
March 2006	30-40 per day nationwide

NOTE ON IRAQIS KIDNAPPED TABLE: The numbers on this table may be lower than the actual number of kidnappings as the Iraqi Police suggests wide underreporting. Ellen Knickmeyer and Jonathon Finer, "In Iraq, 425 Foreigners Estimated Kidnapped Since 2003," *Washington Post*, December 25, 2005. The Iraqi Interior Ministry estimates that 5,000 Iraqis were kidnapped nationwide between December 2003 and April 2005 (Haifa Zangana, "Blair Made a Pledge to Iraqis Once," *The Guardian*, April 22, 2005). According to Assad Abboud, "Iraq's Forgotten Kidnap Victims Suffer in Silence," *Agence France Presse*, March 25, 2006, the average ransom price for a kidnapped Iraqi is \$30,000. The American Embassy in Baghdad estimated that 5-30 Iraqis are abducted each day, but also acknowledged the uncertainty of such a figure (Kirk Semple, "Kidnapped in Iraq: Victim's Tale of Clockwork Death and Ransom," *New York Times*, May 7, 2006).

FOREIGN NATIONALS KIDNAPPED IN IRAQ SINCE MAY 2003²²

Month	Foreigners Kidnapped	Developments*
Date of capture unknown	14	3 killed
May 2003 – October 2003	0	
November	1	1 released
Dec. 2003 –March 2004	0	
April	43	3 killed, 30 released, 1 escaped
May	2	1 killed
June	3	2 killed, 1 escaped
July	26	3 killed, 13 released, 1 rescued, 1 escaped
August	30	15 killed, 15 released
September	31	4 killed, 4 released, 1 rescued
October	7	3 killed, 2 released
November	5	1 killed, 1 released
December	2	
January 2005	13	10 released
February	10	8 released
March	5	3 released
April	7	6 released
May	4	1 killed, 1 rescued
June	0	
July	6	3 killed
August	24	2 killed, 21 released
September	3	1 killed, 6 released
October	3	1 released
November	11	1 killed, 2 released
December	13	2 killed, 10 released
January 2006	5	2 released
February	12	6 released
March	0	1 killed, 1 released, 3 rescued
April	1	
May	2	4 released
June	5	6 killed
July	1	
August	0	1 released
September	0	
October	1	
November	5	1 escaped, 1 killed
December	4	
January 2007	3	
February	3	
Total through January 10, 2007	300	54 killed, 147 released, 4 escaped, 6 rescued, 89 unknown

NOTE ON FOREIGN NATIONALS KIDNAPPED IN IRAQ TABLE:*Developments: This category shows activity in the status of hostages, but does not necessarily apply to hostages kidnapped during the same month. Please see footnote for more information. According to the Baghdad Hostage Working Group at the US Embassy in Baghdad as cited in Erik Rye and Joon Mo Kang, "Hostages of War," *New York Times*, May 17, 2006, 439 foreigners have been kidnapped in Baghdad since the start of the war. These include 165 private contractors, 63 (mostly truck) drivers, 39 journalists, 23 NGO workers, and 15 diplomats/gov't employees. An Associated Press tally shows that at least 13 Americans have been kidnapped. Four have been killed, four have escaped or been freed and five are considered taken, missing, or unknown. This list may be incomplete. "The Fate of Americans Taken Hostage in Iraq," *Associated Press*, January 20, 2006.

IRAQI PRISON POPULATION²³

Peak prison population in 2003	10,000
June 2004	5,435
July	5,700 (of which 90 are foreign nationals)
September	5,500 (whereof 2 are women, 65-70 are juveniles and 130-140 are foreign nationals)
October	4,300
November	8,300
January 2005	7,837
June	10,783
July	15,000
August	14,000
September	14,000
October	13,000
November	13,000 held by American troops plus an additional 12,000 held by Iraqi authorities
December	~ 14,000 in US / Allied custody
January 2006	14,000 in US custody
February	14,767 in US / Allied custody
March	~ 15,000 in US / Allied custody
April	~ 15,000 in US / Allied custody
May	~14,000 in US / Allied custody
June	~14,500 in US custody, ~13,300 held by Iraqi authorities
September	~13,000 in US custody
October	~13,000 in US custody
November	~ 13,000 in US custody

NOTE ON IRAQI PRISON POPULATION TABLE:

David Cloud also writes that 2,800 detainees have been released since August 2005. David Cloud, "Prisoner is Released Despite Evidence of Role in Bombing," *New York Times*, November 25, 2005.

ESTIMATED STRENGTH OF INSURGENCY NATIONWIDE²⁴

Month	Estimated strength of insurgency nationwide
November	5,000
December	5,000
January 2004	3, 000-5,000
February	N/A
March	N/A
April	5,000
May	15,000
June	15,000
July	20,000
August	20,000
September	20,000
October	20,000
November	20,000
December	“more than 20,000”
January 2005	18,000
February	18,000
March	16,000
April	16,000
May	16,000
June	15,000-20,000
July	“no more than 20,000”
August	N/A
September	“neither gaining strength nor weakening appreciably” (some estimates indicate higher numbers, please see footnote)
October	15,000 – 20,000
November	15,000 – 20,000
December	15,000 – 20,000
January 2006	15,000 – 20,000
February	15,000 – 20,000
March	15,000 – 20,000
April	20,000+
May	20,000+
June	20,000+
July	20,000+
August	20,000+
September	20,000+
October	20,000-30,000, including militias

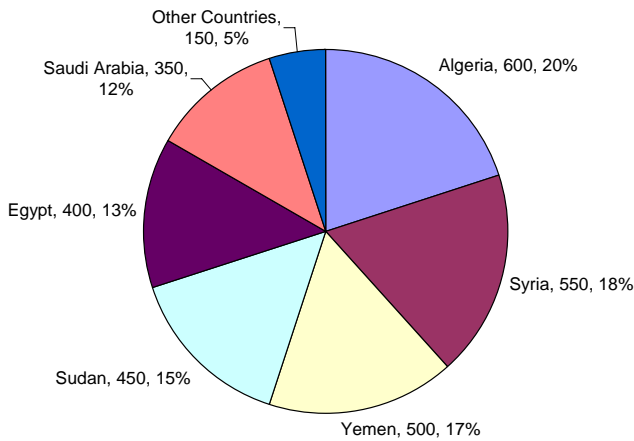
NOTE ON STRENGTH OF INSURGENCY TABLE: International Crisis Group estimates that there are approximately 5,000 to 15,000 insurgents in Iraq. *In Their Own Words: Reading the Iraqi Insurgency*, International Crisis Group, Middle East Report N. 50, February 15, 2006. The estimated strength of Al Qaida in Iraq is more than 1,000 nationwide, although the exact number is unknown. It is presumed this includes both Iraqis and foreign fighters. Country Reports on Terrorism, United States Department of State, Office for the Coordinator for Counterterrorism, April 2006.

ESTIMATED NUMBER OF FOREIGN FIGHTERS IN THE INSURGENCY²⁵

January 2004	300-500
July	“Low hundreds”
September	“Fewer than 1,000”
November	“Fewer than 1,000”
January 2005	“Fewer than 1,000”
February	“Fewer than 1,000”
May	1,000
June	750-1,000
July	750-1,000
August	750-1,000
September	700 – 2,000
October	700 – 2,000
November	700 – 2,000
December	700 – 2,000
January 2006	700 – 2,000
February	700 – 2,000
March	700 – 2,000
April	800 – 2,000
May	800 – 2,000
June	800 – 2,000
July	800 – 2,000
August	800 – 2,000
September	800 – 2,000
October	800 – 2,000
November	800 – 2,000

NOTE ON ESTIMATED NUMBER OF FOREIGN FIGHTERS TABLE: “[Foreign fighters] are very few in number, although as far as we can tell, they constitute about 100 percent of the suicide bombers.” DoD News Briefing with Col. Sean MacFarland, Commander of 1st Brigade Combat Team, 1st Armored Division, Stationed in Ramadi, July 14, 2006.

NATIONALITIES OF FOREIGN MILITANTS IN IRAQ, SEPTEMBER 2005²⁶



NOTE ON NATIONALITIES OF FOREIGN MILITANTS GRAPH: Two other sources have cited the nationalities of non-Iraqi Jihadists (one specifying those captured, the other those killed) in Iraq, and the three reports suggest somewhat different trends. Reuven Paz cites Saudi Arabia as contributing the highest number of jihadists killed (94) from November to March, 2005, followed by Syria (16) and Kuwait (11). Reuven Paz, “Arab Volunteers Killed in Iraq: An Analysis,” Global Center for International Affairs Center (GLORIA), Occasional Papers, Volume 3 (2005), Number 1, March 2005.

COALITION TROOP STRENGTH IN IRAQ SINCE MAY 2003²⁷

Month	U.S. troops in Iraq			Other coalition troops in Iraq (excluding U.S. & Iraqi forces)	Total international troop strength in Iraq
	Active	Reserve (includes National Guard)	Total		
May-03	~142,000	~8,000	150,000	23,000	173,000
June	~126,000	~24,000	150,000	21,000	171,000
July	~124,000	~25,000	149,000	21,000	170,000
August	~114,000	~25,000	139,000	22,000	161,000
September	~103,000	~29,000	132,000	24,000	156,000
October	~102,000	~29,000	131,000	25,000	156,000
November	N/A	N/A	123,000	23,900	146,900
December	~85,400	~36,600	122,000	24,500	146,500
January -04	N/A	N/A	122,000	25,600	147,600
February	N/A	N/A	115,000	24,000	139,000
March	N/A	N/A	130,000	24,000	154,000
April	N/A	N/A	137,000	25,000	162,000
May	N/A	N/A	138,000	24,000	162,000
June	89,700	48,300	138,000	23,000	161,000
July	N/A	N/A	140,000	22,000	162,000
August	84,000	56,000	140,000	23,700	163,700
September	82,800	55,200	138,000	24,600	162,600
October	82,800	55,200	138,000	24,000	162,000
November	82,800	55,200	138,000	24,000	162,000
December	82,800	55,200	148,000	25,000	173,000
January-05	90,000	60,000	150,000	25,300	175,300
February	N/A	N/A	155,000	25,000	180,000
March	N/A	N/A	150,000	22,000	172,000
April	N/A	N/A	142,000	22,000	164,000
May	N/A	N/A	138,000	23,000	161,000
June	N/A	N/A	135,000	23,000	158,000
July	N/A	N/A	138,000	23,000	161,000
August	N/A	N/A	138,000	23,000	161,000
September	N/A	N/A	138,000	22,000	160,000
October	N/A	N/A	152,000	22,000	174,000
November	N/A	N/A	160,000	23,000	183,000
December	N/A	N/A	160,000	23,000	183,000
January-06	N/A	N/A	136,000	21,000	157,000
February	N/A	N/A	133,000	20,000	153,000
March	N/A	N/A	133,000	20,000	153,000
April	N/A	N/A	132,000	20,000	152,000
May	N/A	N/A	132,000	20,000	152,000
June	N/A	N/A	126,900	19,000	146,900
July	N/A	N/A	130,000	19,000	149,000
August	N/A	N/A	138,000	19,000	157,000
September	N/A	N/A	144,000	18,000	162,000
October	N/A	N/A	144,000	17,200	161,200
November	N/A	N/A	140,000	18,000	158,000
December	N/A	N/A	140,000	15,200	155,200
January-07	N/A	N/A	132,000	14,650	146,650
February	N/A	N/A	132,000	15,370	147,370

NOTE ON TABLE: All numbers are end of month estimates or latest data available for the current month. N/A= Not available.

DISTRIBUTION OF THE ARMY'S AUTHORIZED END STRENGTH, BY COMPONENT AND FUNCTION, FISCAL YEAR 2005²⁸

(Thousands of Soldiers)	Deployable Personnel			Non-deployable Personnel	Total
	Combat	Combat Support	Combat Service Support		
Active	151 (31%)	79 (16%)	92 (19%)	160 (33%)	482
Guard	169 (48%)	67 (19%)	89 (26%)	24 (7%)	350
Reserve	14 (7%)	40 (20%)	84 (41%)	67 (32%)	205
Total	334 (32%)	187 (18%)	265 (26%)	251 (24%)	1,037

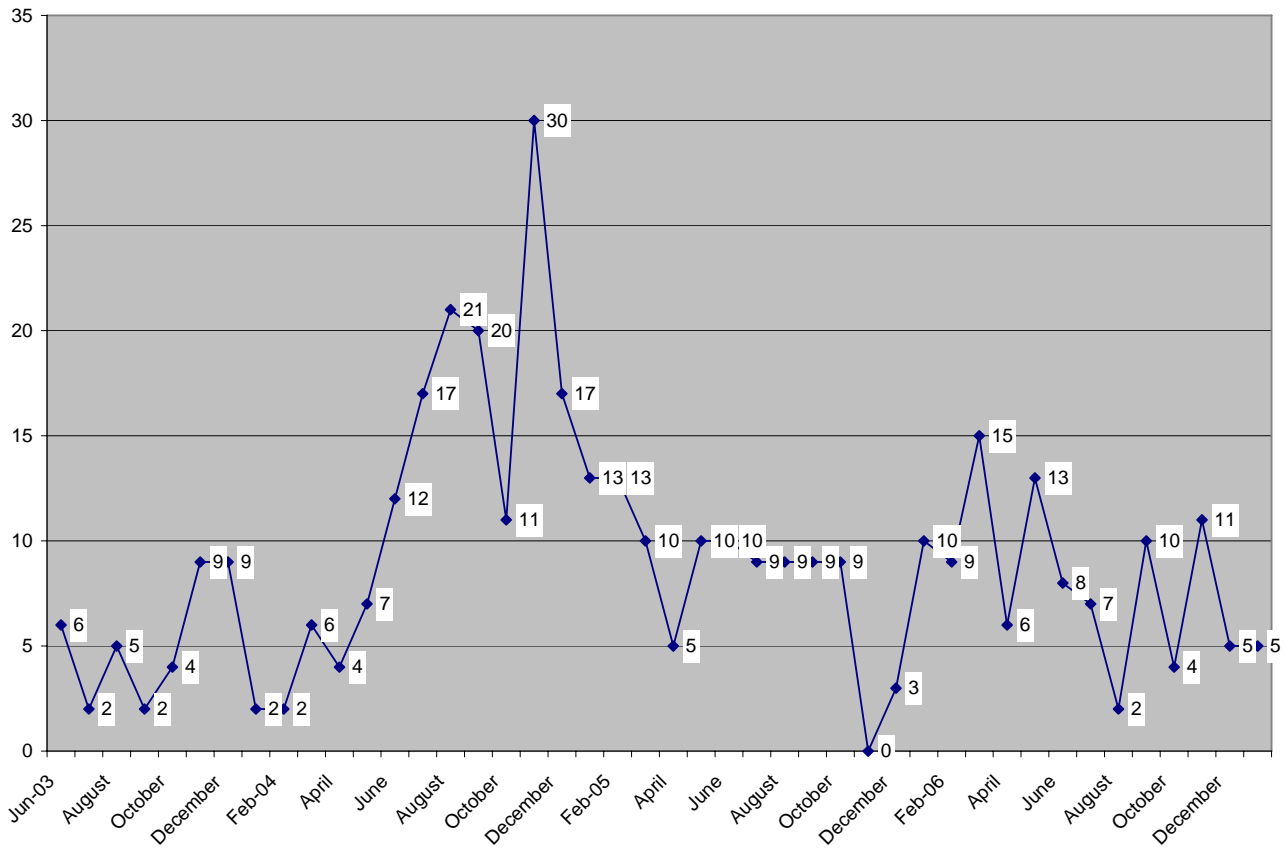
NOTE ON DISTRIBUTION OF THE ARMY'S AUTHORIZED END STRENGTH TABLE: Authorized end strength is the number of soldiers the Congress has authorized and funded for the end of the fiscal year.

TOP NON-US COALITION CONTRIBUTORS OF MILITARY PERSONNEL IN IRAQ²⁹

Coalition Country	Military Personnel in Iraq	As of (date)
United Kingdom	7,100	January 12, 2007
South Korea	2,300	January 1, 2007
Italy	0	December 2, 2006
Poland	900	January 3, 2007
Australia	800	January 11, 2007
Georgia	800	December 16, 2006
Romania	600	November 17, 2006
Denmark	460	January 2, 2007
Total Coalition Troops	~14,650	January 24, 2007

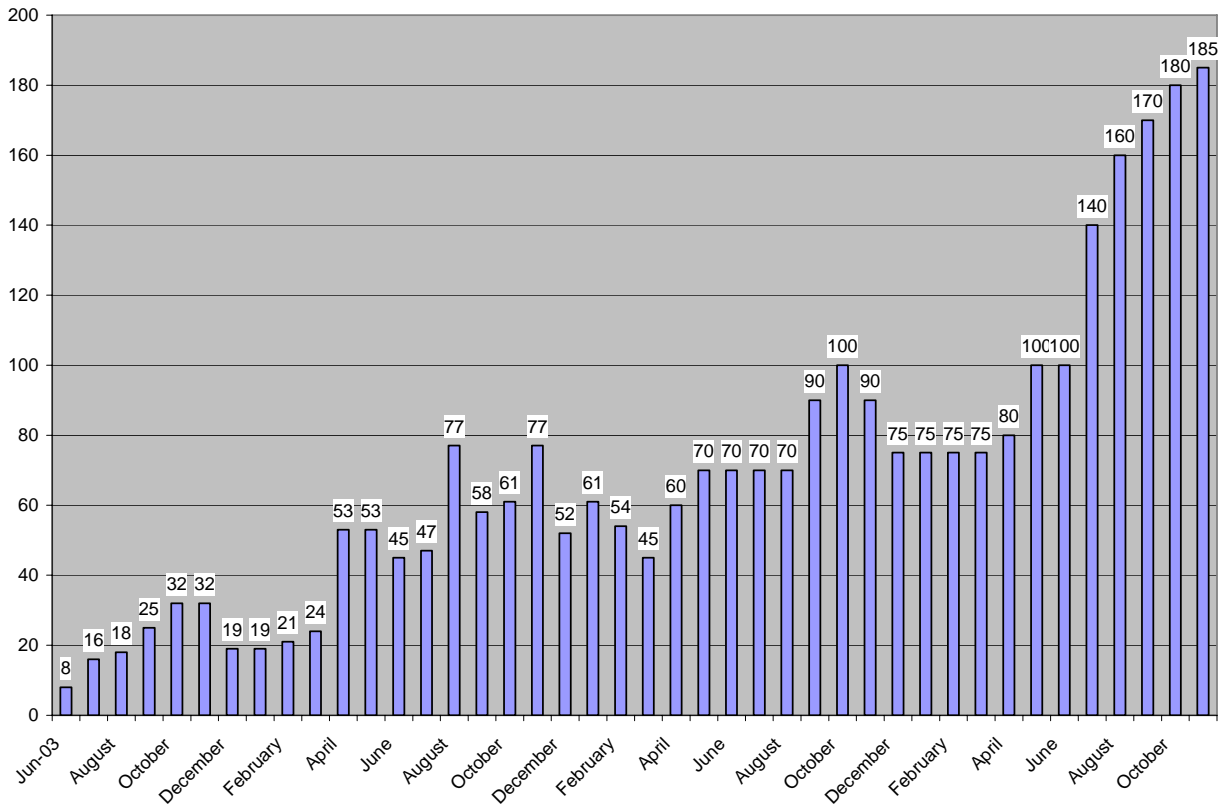
NOTE ON TOP NON-U.S. COALITION CONTRIBUTORS OF MILITARY PERSONNEL IN IRAQ TABLE: *Number of Total Coalition Troops is from "Iraq Weekly Status Report," *Department of State*, January 10, 2007. In addition to the United States, 25 countries are contributors to Iraqi Stability Operations as of December 8, 2006: Albania, Armenia, Australia, Azerbaijan, Bosnia/Herzegovina, Bulgaria, Czech Republic, Denmark, El Salvador, Estonia, Georgia, Japan, Kazakhstan, Latvia, Lithuania, Macedonia, Moldova, Mongolia, Poland, Romania, Singapore, Slovakia, South Korea, Ukraine, and the United Kingdom. Fiji is participating as part of the UN mission in Iraq and Hungary, Iceland, Italy, Netherlands, Portugal, Slovenia and Turkey are NATO countries supporting Iraqi stability operations but are not part of MNF-I. "Iraq Weekly Status Report," *Department of State*, January 24, 2007.

ATTACKS ON IRAQI OIL AND GAS PIPELINES, INSTALLATIONS & PERSONNEL³⁰



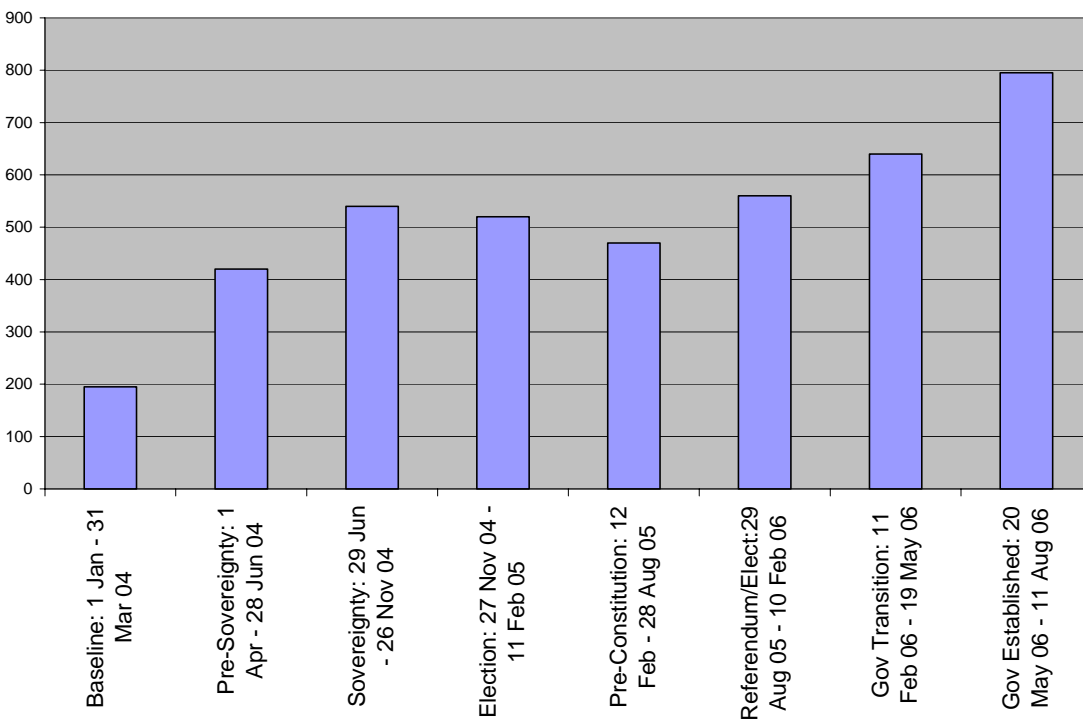
Total through January 23, 2007: 391

NUMBER OF DAILY ATTACKS BY INSURGENTS AND MILITIAS³¹

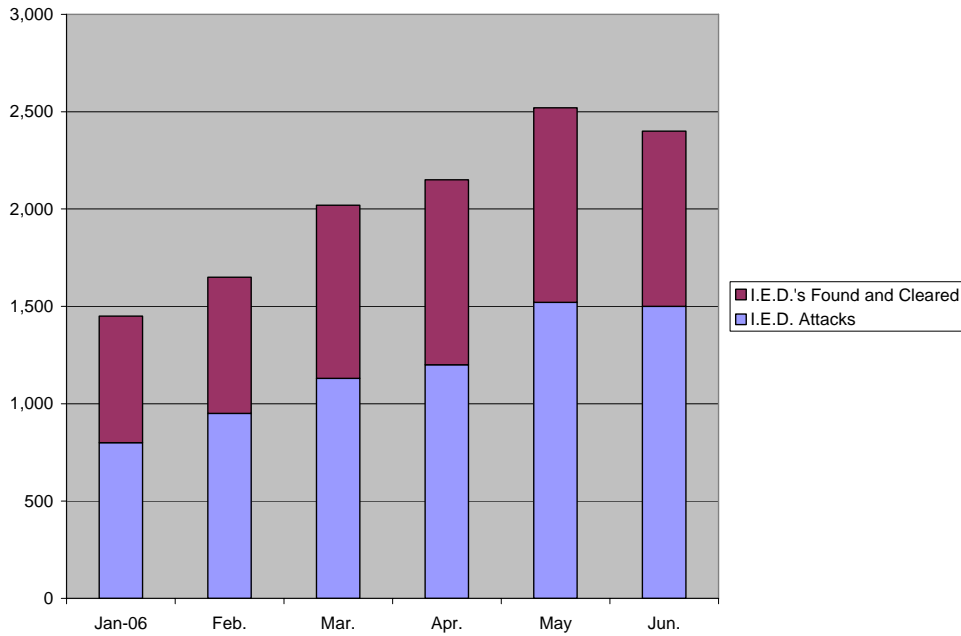


NOTE ON DAILY ATTACKS CHART: Numbers for June 2003 are incomplete. Major General Webster has noted that the number of successful attacks has dropped to about 10% from 25-30% a year ago. Ann Scott Tyson, "Departing US Commander Reports Progress in Baghdad," *Washington Post*, December 31, 2005.

AVERAGE WEEKLY ATTACKS BY TIME PERIOD: 1 JANUARY 2004 – 11 AUGUST 2006³²



**IMPROVISED EXPLOSIVE DEVICES (IED'S) DETONATED AND DISARMED
JANUARY – JUNE 2006**

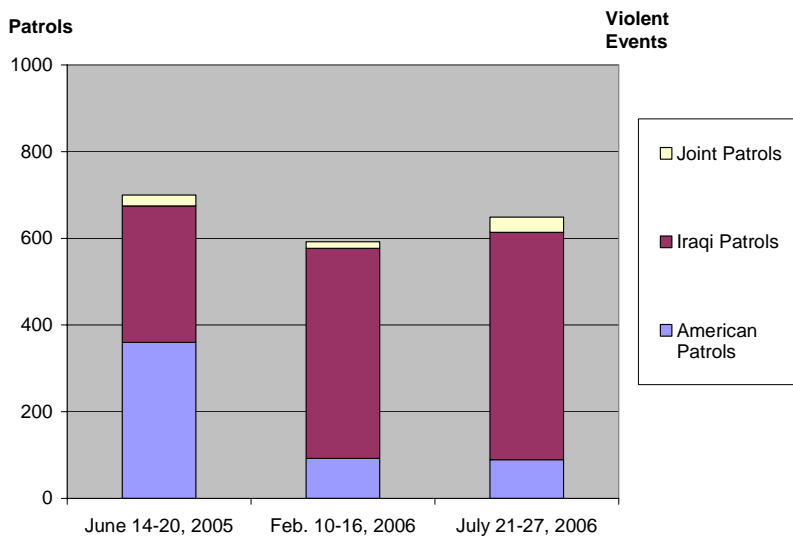


NOTE ON IMPROVISED EXPLOSIVE DEVICES: “In June, there were 1,481 I.E.D. attacks throughout Iraq, and 903 instances in which the bombs were found and neutralized, according to figures compiled by the American military in Baghdad. That is a sharp increase since January, when there were 834 such attacks and 620 cases in which the bombs were found before they exploded.” Michael Gordon, “A Platoon’s Mission: Seeking and Destroying Explosives in Disguise,” *The New York Times*, July 12, 2006. Numbers are author’s approximations based on data published in the *New York Times*.

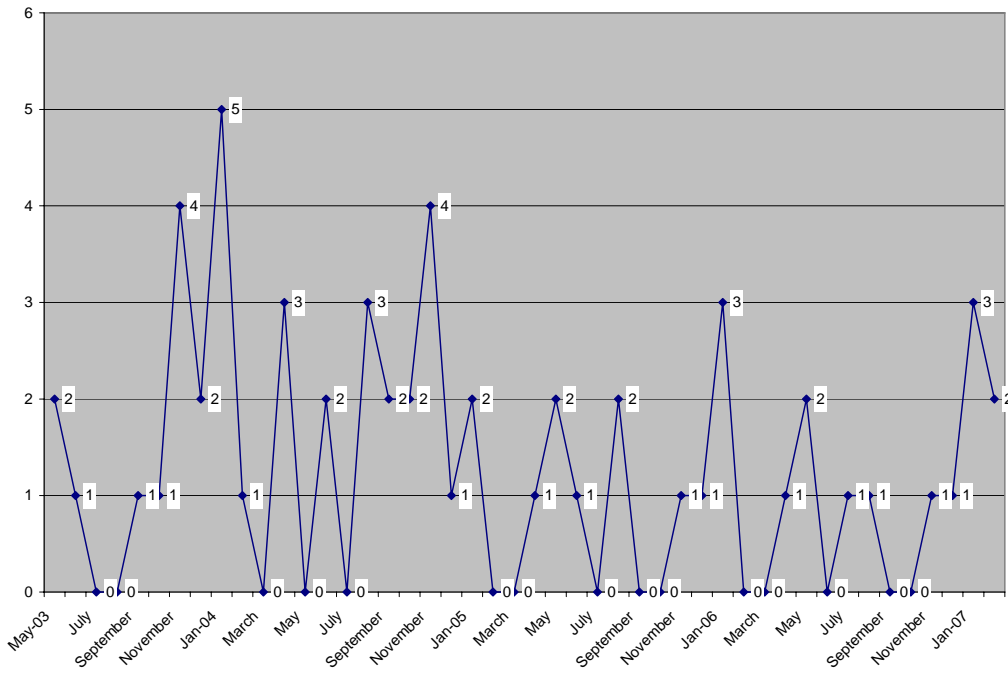
COALITION FORCES ABILITY TO FIND AND DISARM IMPROVISED EXPLOSIVE DEVICES (IEDs)³³

Time	Percentage of IEDs found and disarmed
December 2003	40%
Nov. 04 – Feb. 05	38%
Feb. 05 – Aug. 05	37%
Aug. 05 – Feb. 06	38%
Feb. 06 – May 06	45%
July	37%

AVERAGE NUMBER OF DAILY PATROLS AND VIOLENT EVENTS IN BAGHDAD³⁴



AMERICAN MILITARY HELICOPTERS DOWNED IN IRAQ³⁵



Total through February 19, 2007: 59

NOTE ON AMERICAN MILITARY HELICOPTERS DOWNED IN IRAQ TABLE: Of the 58 helicopters downed in Iraq since May 2003, at least 27 were downed by enemy fire. Of the three January 2006 crashes, two are still being investigated. One was shot down by enemy fire and is included above. We have counted one of the others as being downed by enemy fire as well, given the available evidence. Hostile fire is suspected in the July 2006 crash, but it has not been confirmed and therefore not counted as such. November 2006 crash is still under investigation.

INTERNALLY DISPLACED PERSONS IN IRAQ³⁶

Since April 2003

2003	100,000
2004	200,000
2005	250,000
2006 (through November)	650,000

NOTE: Numbers are cumulative, but DO NOT include those displaced prior to March 2003 (approximately 1 million).

MIGRATION INDICATORS³⁷

May/June 2006

New Passports Issued Since August 2005	More than 2 million
Letters Issued by Ministry of Education to Release Academic Records to Other Countries	39,554
Percent of professional class that has left since 2003	40%

November 2006

Iraqi Refugees living abroad	1.8 million
Iraqi Refugees in Syria	600,000 – 1 million
Iraqi Refugees in Jordan	700,000 – 750,000
Iraqi Refugees in Egypt, Lebanon, Iran	175,000 – 200,000
Refugees Seeking Asylum in Europe (first half of 2006)	8,100

NOTE: Not all Iraqis refugees fled because of the current war.

REFUGEES AND ASYLUM SEEKERS³⁸

2003-2004	366,000
2005	523,000
Total	889,000

SIZE OF IRAQI SECURITY FORCES ON DUTY³⁹

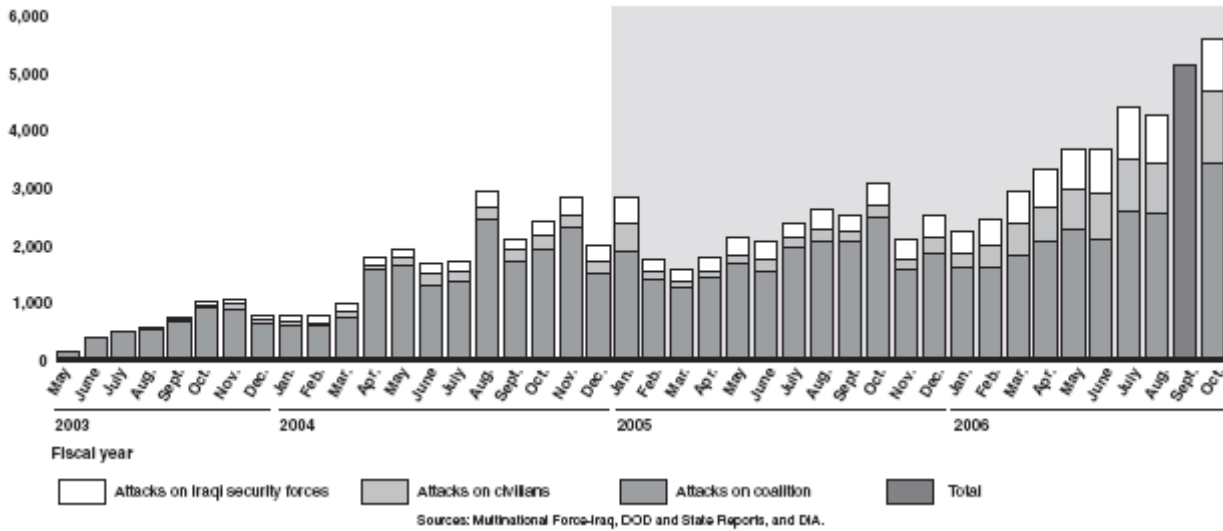
Month	General Police Capabilities	National Guard	Iraqi Armed Forces	Border Patrol	Total Iraqi Security Forces
May 2003	7,000 – 9,000	N/A	0	N/A	7,000 – 9,000
June	N/A	N/A	0	N/A	N/A
July	30,000	N/A	0	N/A	30,000
August	34,000	670	0	2,500	37,170
September	37,000	2,500	0	4,700	44,200
October	55,000	4,700	700	6,400	66,800
November	68,800	12,700	900	12,400	94,800
December	71,600	15,200	400	12,900	99,600
January 2004	66,900	19,800	1,100	21,000	108,800
February	77,100	27,900	2,000	18,000	125,000
March	75,000	33,560	3,005	23,426	134,991
April	80,016	23,123	2,367	18,747	124,253
May	90,803	24,873	3,939	16,097	135,712
June	83,789	36,229	7,116	18,183	145,317
July	31,300	36,229	7,700	19,859	95,088
August	32,942	37,925	6,288	14,313	91,468
September	40,152	36,496	7,747	14,313	98,708
October	44,728	41,261	6,861	18,148	110,998
November	49,455	43,445	6,013	14,593	113,506
December	53,571	40,115	14,500	14,267	118,009
January 2005	58,964	36,827	14,796	14,786	125,373
February	82,072 “trained and equipped”	59,689 “operational”		N/A	141,761 Trained and Effective: General Myers: 40,000 Senator Biden: 4,000 – 18,000
March	84,327	67,584		N/A	151,618 Trained and Effective: Lt. Gen Petraeus: 50,000 “off-the-cuff”
April	86,982	72,511		N/A	159,493
May	91,256	76,971		N/A	168,227
June	92,883	75,791		N/A	168,674
July	94,800	79,100		N/A	173,900 26,000 in Army in level I and II
August	101,000	81,900		N/A	182,900
September	104,300	87,800		N/A	192,100 ~ 30,000 in Army in level I and II ⁴⁰
October ⁴¹	111,000	100,000		N/A	211,000 ~32,000 in level I and II ⁴²
November	112,000	102,000		N/A	214,000
December	118,000	105,700		N/A	223,700
January 2006	120,400	106,900		N/A	227,300
February	123,600	108,500		N/A	232,100 ~46,000 MOD forces and 8,000 MOI forces in Level I and II ⁴³
March	134,800	115,700		N/A	250,500
April	138,700	115,000		N/A	253,700
May	145,500	117,900		N/A	265,600
June	148,500	116,100		N/A	264,600
July	154,500	115,100		N/A	269,600
August	167,900	130,100		N/A	298,000 ~80,000 MOD and 24,000 MOI forces in Level I and II ⁴⁴
September	176,200	131,600		N/A	307,800
October	180,800	131,600		N/A	312,400
November	188,300	134,700		N/A	323,000
December	188,300	134,700		N/A	323,000
January 2007	188,300	134,700		N/A	323,000
February	188,300	134,800		N/A	323,100
Stated Goal	188,000 ⁴⁵	137,000 ⁴⁶			325,000 by December 2006 ⁴⁷

NOTE ON IRAQI SECURITY FORCES ON DUTY TABLE: Units in the top three levels are all operational – that is, capable of (and frequently engaged in) operations against the enemy. Units at level three are fighting alongside Coalition units. Level two units are “in the lead” – this level is the critical achievement that marks the point at which a unit can take over its own battle space. Units at level two can control their own areas of responsibility and, therefore, allow Coalition units to focus elsewhere.⁴⁸ Care should be taken when evaluating the quality of MOI forces as there have been various reports of Iraqi police units dominated by sectarian interests.

NOTE ON ETHNICITY IN THE SECURITY FORCES: 978 Sunni men, including 800 from Fallujah became the first all-Sunni class in the Iraqi army to graduate as privates from American-run basic training on May 1, 2006.⁴⁹ However, Sunnis make up less than 10 percent of the enlisted forces.⁵⁰

ENEMY-INITIATED ATTACKS AGAINST THE COALITION AND ITS PARTNERS⁵¹

Figure 1: Enemy-Initiated Attacks against the Coalition and Its Iraqi Partners Compared with Progress in Developing Iraqi Security Forces



Notes: For the number of attacks in September 2006, an unclassified breakout of categories is not available.

NOTE ON ENEMY-INITIATED ATTACKS TABLE: The data for 2006 does not separate attacks against Iraqi government officials from attacks against Iraqi civilians.

INDEX OF POLITICAL FREEDOM⁵²

Israel	8.20
Lebanon	6.55
Morocco	5.20
Iraq	5.05
Palestine	5.05
Kuwait	4.90
Tunisia	4.60
Jordan	4.45
Qatar	4.45
Egypt	4.30
Sudan	4.30
Yemen	4.30
Algeria	4.15
Oman	4.00
Bahrain	3.85
Iran	3.85
United Arab Emirates	3.70
Saudi Arabia	2.80
Syria	2.80
Libya	2.05

NOTE ON INDEX OF POLITICAL FREEDOM TABLE: Each country is scored on a 10-point scale, with 1 being the lowest score and 10 the highest. Indicators of freedom include election of head of government, election of parliament, fairness of electoral laws, right to organize political parties, power of elected representatives, presence of an opposition, transparency, minority participation, level of corruption, freedom of assembly, independence of the judiciary, press freedom, religious freedom, rule of law and property rights.

INDEX OF PRESS FREEDOM⁵³

149	Gambia	54.0
-	Yemen	54.0
151	Belarus	57.0
152	Libya	62.5
153	Syria	63.0
154	Iraq	66.8
155	Vietnam	67.3
156	Laos	67.5
157	Pakistan	70.3
158	Uzbekistan	71.0
159	Nepal	73.5
160	Ethiopia	75.0
161	Saudi Arabia	76.0
162	Iran	90.9
163	China	94.0
164	Burma	94.8
165	Cuba	95.0
166	Eritrea	97.5
167	Turkmenistan	98.5
168	North Korea	109.0

NOTE ON INDEX OF PRESS FREEDOM TABLE: The Index rated 168 countries based on a questionnaire with 50 criteria for assessing the state of press freedom in each country. It includes every kind of violation directly affecting journalists (such as murders, imprisonment, physical attacks and threats) and news media (censorship, confiscation issues, searches and harassment). In addition to taking into account abuses attributable to the state, those carried out by armed militias, clandestine organizations or pressure groups are also considered.

The lower the score attained, the higher the degree of press freedom in that respective country. Although there is no specific information given regarding how the overall score was compiled, the top-rated countries (Finland, Iceland, Ireland and the Netherlands) received an overall score of 0.50, with the median (Liberia) receiving a score of 19.0. The overall average score for the Index was 27.2.

POLITICAL PARTIES IN IRAQ⁵⁴

Registered for December 2005 elections	Over 300
--	----------

COUNCIL SEATS BY COALITION IN NEW IRAQI LEGISLATURE⁵⁵

As of January 2006

Coalition	Total Seats	Designation	Parties	Leaders
United Iraqi Alliance	128	Shiite Religious Coalition	Includes SCIRI, Dawa	Includes Abdul Aziz Hakim, Ibrahim Jafari
Kurdistan Coalition	53	Kurdish Secular Coalition	Includes KDP, PUK	Includes Jalal Talabani
Iraqi Accordance Front	44	Sunni Religious Coalition	Includes General Conference of the People of Iraq, National Dialogue Council, Iraqi Islamic Party	Includes Adnan Dulaimi, Khalaf Elayan, Tariq Hashimi
National Iraqi List	25	Shiite / Sunni Secular Coalition	Various	Ayad Allawi
Other	25	Other	Iraqi National Dialogue Front (11), Islamic Union of Kurdistan (5), Liberation and Reconciliation Bloc (3), Message Carriers (2), Mithal Alousi List for the Iraqi Nation (1), Iraqi Turkoman Front (1), Yezidi Movement for Progress and Reform (1), Al Rafadeen List (1)	

ECONOMIC & QUALITY OF LIFE INDICATORS

FUEL⁵⁶

Time	Fuel supplies available						Overall fuel supplies as percentage of goal during that month (the goals have shifted)
	Millions of barrels/day		Millions of liters/day			Tons/day	
	Crude oil production	Crude oil export	Diesel (Prod. & Imp.)	Kerosene (Prod. & Imp.)	Gasoline/Benzene (Prod. & Imp)	Liquid Petroleum Gas (Prod. & Imp.)	
Estimated prewar level	2.5 (pre-war peak)	1.7-2.5	N/A	N/A	N/A	N/A	
May 2003	0.3	0	N/A	N/A	N/A	N/A	10 %
June	0.675	0.2	N/A	N/A	N/A	N/A	23%
July	0.925	0.322 ⁵⁷	6.5	4.75	13.5	1,880	44%
August	1.445	0.646 ⁵⁸	10.25	6.2	14.0	2,530	57%
September	1.7225	0.983 ⁵⁹	14.25	6.9	17.3	3,030	70%
October	2.055	1.149 ⁶⁰	14.75	9.6	16.35	3,700	78%
November	2.1	1.524 ⁶¹	13.14	13.3	11.792	3,610	76%
December	2.30	1.541 ⁶²	12.29	9.4	12.9	3,460	72%
January 2004	2.440	1.537	13.91	11.3	13.32	3,445	78%
February	2.276	1.382 ⁶³	15.21	13.05	16.65	4,670	88%
March	2.435	1.825 ⁶⁴	15.03	17.28	17.19	5,010	92%
April	2.384	1.804 ⁶⁵	22.75	4.46	19.3	3,607	79%
May	1.887	1.380 ⁶⁶	22.92	4.005	18.07	3,264	73%
June	2.295	1.148 ⁶⁷	16.47	4.9	22	3,086	75%
July	2.2	1.406 ⁶⁸	17.95	5.75	22.3	3,820	80%
August	2.112	1.114 ⁶⁹	16	4.2	15.1	3,417	84%
September	2.514	1.703	16.35	6.35	14.6	2,707	72%
October	2.46	1.542	16.15	7.95	18.6	3,044	80%
November	1.95	1.320	16.5	7.7	17.9	3,324	77%
December	2.16	1.520	18.3	10.5	17.6	4,222	88%
January 2005	2.10	1.367	12.7	6.7	20.65	5,017	75%
February	2.10	1.431	15.9	8.55	21.2	5,003	84%
March	2.09	1.394	19.7	8.05	20.3	4,894	93%
April	2.14	1.398	18.3	7.6	23.7	5,219	97%
May	2.1	1.308	22.2	4.4	22.5	5,030	93%
June	2.17	1.377	18.9	6.25	18.3	5,137	97%
July	2.17	1.550	19.9	5.9	23.9	4,474	97%
August	2.16	1.504	19.3	5.2	23.8	5,072	96%
September ⁷⁰	2.11	1.60	17.3	4.4	20.9	4,888	87%
October	1.91	1.239	17.0	8.6	18.9	4,784	90%
November	1.98	1.168	17.3	8.2	19.9	5,526	88%
December	1.92	1.071	16.1	8.0	17.5	5,046	81%
January 2006	1.73	1.05	14.0	6.3	18.1	3,716	72%
February	1.83	1.47	10.1	5.0	12.2	2,263	55%
March	2.1	1.32	12.0	5.7	14.9	2,798	65%
April	2.14	1.60	13.5	4.5	16.9	2,855	67%
May	2.13	1.51	15.2	4.8	17.4	3,577	82%
June	2.30	1.67	15.7	4.3	16.1	3,217	80%
July	2.22	1.68	11.0	2.78	13.3	1,719	52%
August	2.24	1.68	12.4	4.47	16.5	3,242	71%
September	2.34	1.65	13.4	6.0	18.3	3,270	77%
October	2.26	1.55	10.8	4.7	15.4	3,102	57%
November	2.10	1.44	11.1	6.4	13.9	2,747	54%
December ⁷¹	2.15	1.45	10.7	8.1	9.8	2,544	55%
January 2007	1.66	1.30	10.6	4.4	11.2	2,945	52%
February	2.03	1.65	11.5	6.7	12.7	2,858	61%
Stated Interim Goal:	2.1 revised down from 2.5 in January 2007	N/A	21.0 revised down from 23.4 in Dec. 2006	15.5 revised up from 16.8 in Feb. 2007	22.1 revised down from 22.5 in January 2007	5,500 Revised down from 5,630 in February 2007	We assume that supplies for each category cannot exceed 100% of goal
MoO National Target (2010+)	5.5	4.6	N/A	N/A	N/A	5,300	N/A

NOTE ON FUEL TABLE: Above data as of February 11, 2007. The ratio of Iraq price to international price is 4.0 for LPG, 3.0 for regular and 6.9 for premium gasoline, 0.7 for kerosene and 1.5 for diesel.⁷² Kerosene imports began 5 October, 2003. All previous months cover only production.

OIL REVENUE FROM EXPORTS⁷³

Time	Oil revenue (\$ billions)
June 2003	0.2
July	0.36
August	0.44
September	0.73
October	0.89
November	1.21
December	1.26
January 2004	1.26
February	1.10
March	1.61
April	1.50
May	1.36
June	1.28
July	1.40
August	1.24
September	1.75
October	1.99
November	1.25
December	1.44
January 2005	1.49
February	1.34
March	1.99
April	1.83
May	1.57
June	2.03
July	2.47
August	2.63
September	2.74
October	1.90
November	1.67
December	1.60
January 2006	1.84
February	2.16
March	2.25
April	3.02
May	2.92
June	3.03
July	3.41
August	3.44
September	2.73
October	2.45
November	2.19
December	2.46
January 2007	1.89
February	0.74
Total as of February 4, 2007	\$80.3

ELECTRICITY⁷⁴

Time	Average amount of electricity generated (Megawatts)		Average hours of electricity/day		Average of megawatt hours (MWH)
	Nation-wide	Baghdad	Nation-wide	Baghdad	
Estimated prewar level	3,958	2,500	4-8	16-24	95,000
May 2003	500	300	4-8	4-8	N/A
June	3,193	707	N/A	N/A	N/A
July	3,236	1,082	N/A	N/A	N/A
August	3,263	1,283	N/A	N/A	72,435
September	3,543	1,229	N/A	N/A	75,000
October	3,948	N/A	N/A	N/A	79,000
November	3,582	N/A	N/A	N/A	70,000
December	3,427	N/A	N/A	N/A	72,000
January 2004	3,758	N/A	N/A	N/A	79,000
February	4,125	1,307	13	13.4	90,000
March	4,040	1,192	16	16.4	86,000
April	3,823	1,021	15	14.8	78,000
May	3,902	1,053	11	12.2	80,000
June	4,293	1,198	10	11	93,500
July	4,584	N/A	10	12	100,300
August	4,707	1,440	13	15	109,900
September	4,467	1,485	13	14	107,200
October	4,074	1,280	13	16	99,306
November	3,199	845	13	N/A	76,550
December	3,380	N/A	N/A	N/A	81,114
January 2005	3,289	985	9	9.0	78,925
February	3,611	1,180	8.5	10.3	86,675
March	3,627	994	11.8	11.0	87,051
April	3,390	854	9	11.5	81,350
May	3,712	N/A	8.4	9.5	89,088
June	4,153	N/A	9.4	10.4	102,525
July	4,446	N/A	12.6	10.9	106,713
August	4,049	N/A	12.0	8.4	97,165
September	4,159	N/A	13.5	10.4	101,916
October	3,685	N/A	14.3	8.9	88,442
November*	3,742	N/A	13.3	8.8	89,800
December**	3,800	N/A	12.0	6.1	91,400
January 2006	3,640	N/A	9.8	4.0	87,400
February	3,700	N/A	10.3	5.9	88,600
March	4,000	N/A	13.1	7.8	96,300
April	3,700	N/A	10.9	4.5	88,500
May	3,900	N/A	9.9	3.9	92,700
June	4,400	N/A	11.9	8.0	106,100
July	4,400	N/A	11.4	7.0	106,700
August	4,430	N/A	10.9	6.2	106,400
September	4,000	N/A	10.8	5.3	95,600
October	4,000	N/A	12.3	6.7	96,600
November	3,700	N/A	10.9	6.9	88,000
December	3,500	N/A	9.2	6.7	85,968
January 2007	3,590	N/A	8.0	4.4	86,100
February	3,650	N/A	9.1	6.2	87,500
Stated Goal:	6,000 to have been reached by July 1, 2004	2,500 to have been reached by October 2003	US Interim Target: 10-12 hours National Target: 24 hours	US Interim Target: 10-12 hours National Target: 24 hours	120,000

NOTE ON ELECTRICITY TABLE: The demand for electricity ranges from 8,500 to 9,000 MW nationwide.⁷⁵ There are also about 1000 MW of connected private generators in and around Baghdad.⁷⁶

* Please see footnote. ** The data for December 2005 and thereafter for the average amount of electricity generated and average MW hours is estimated based on the graph relating to electricity in the Iraq Weekly Status Report, *Department of State*.

National Target numbers are courtesy of the US Department of Defense, January 23, 2006.

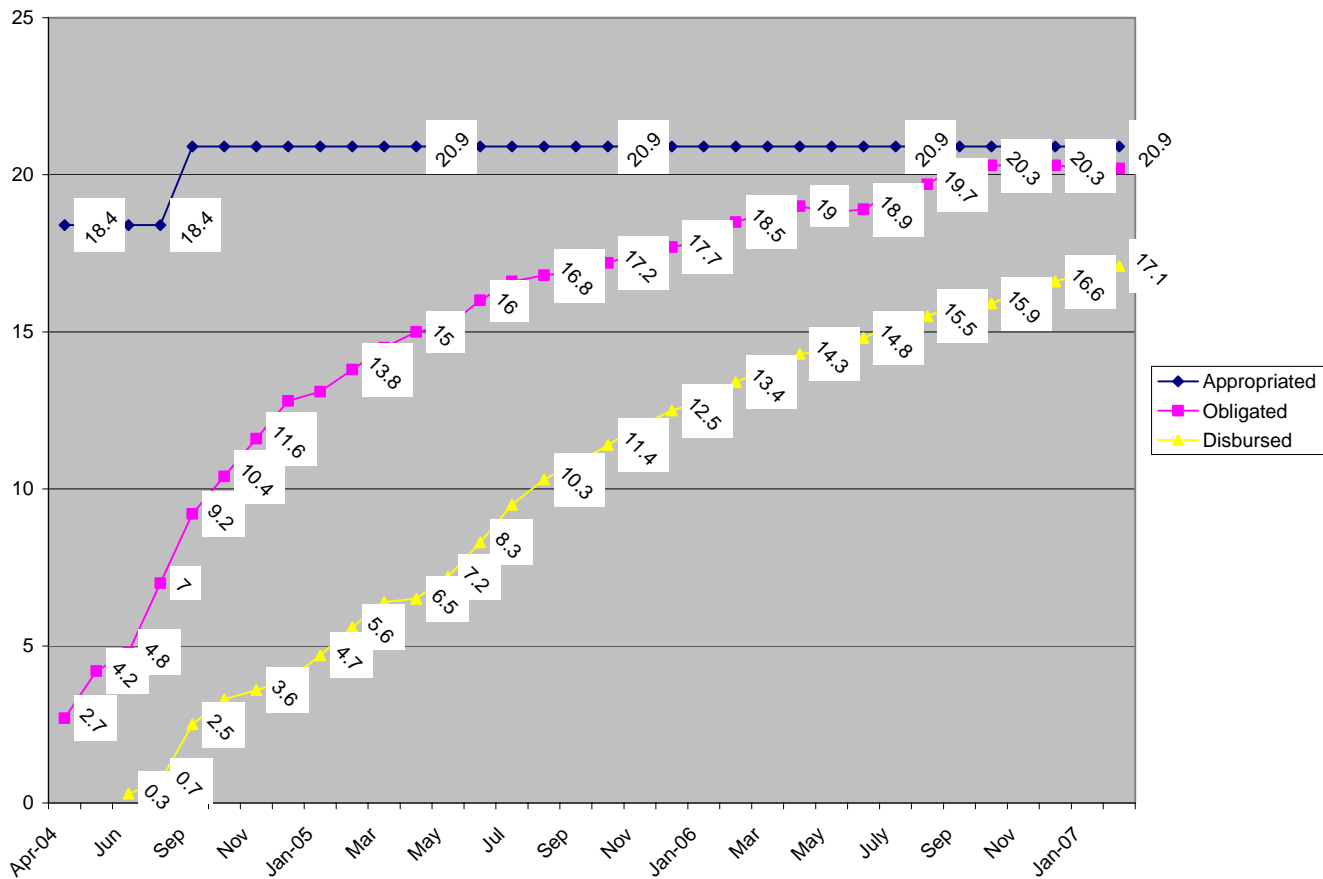
Above data as of February 14, 2007.

NATIONWIDE UNEMPLOYMENT RATE SINCE MAY, 2003

Month	Unemployment Rate Nation-wide
May 2003	N/A
June	50 – 60%
July	N/A
August	50-60%
September	N/A
October	40 – 50%
November	N/A
December	45-55%
January 2004	30 – 45%
February	30 – 45%
March	30- 45%
April	30 – 45%
May	30-45%
June	30-40%
July	30-40%
August	30-40%
September	30-40%
October	30-40%
November	30-40%
December	28-40%
January 2005	27-40%
February	27-40%
March	27-40%
April	27-40%
May	27-40%
June	27-40%
July	27-40%
August	27-40%
September	27-40%
October	27-40%
November	25-40%
December	25-40%
January 2006	25-40%
February	25-40%
March	25-40%
April	25-40%
May	25-40%
June	25-40%
July	25-40%
August	25-40%
September	25-40%
October	25-40%
November	25-40%
December	25-40%

NOTE ON NATIONWIDE UNEMPLOYMENT TABLE: Estimates of Iraq’s unemployment rate varies, but we estimate it to be between 25-40%. The CPA has referred to a 25% unemployment rate, the Iraqi Ministry of Planning mentioned a 30% unemployment rate, whereas the Iraqi Ministry of Social Affairs claims it to be 48%. “Reconstructing Iraq,” *International Crisis Group*, Report, September 2, 2004, p. 16, footnote 157. There is an inherent difficulty in measuring the Iraqi rate of unemployment over time. Because recent estimates are likely to be more accurate than older ones, but also higher, this means that despite an improvement in the economic situation nationwide, the numbers give the impression that it is getting worse. Considering the increase in entrepreneurial activity after the end of the war, we have for the purposes of this database assumed that there has been an improvement in unemployment levels, and hence weighted information supporting such a conclusion heavier than contradictory data reports. N/A= Not available

AMERICAN AID APPROPRIATED, OBLIGATED AND DISBURSED TOWARDS THE IRAQ RELIEF AND RECONSTRUCTION FUND (IRRF I & II)⁷¹



NOTE: As of February 13, 2007. An ‘appropriation’ is defined as a plan, approved by the Office of Management and Budget, to spend resources provided by law. *Quarterly Update to Congress: 2207 Report*, October 2004. An ‘obligation’ can be defined as “a definite commitment which creates a legal liability of the Government for the payment of appropriated funds for goods and services ordered or received.” GAO/OGC-91-5: *Principles of Federal Appropriations Law*, Office of the General Council, July 1991. A ‘disbursement’ is an actual payment (check goes out the door) for goods/services received. *GAO-04-902 R: Rebuilding Iraq*, General Accounting Office, June 2004.

PLEDGES OF RECONSTRUCTION AID TO IRAQ BY COUNTRY, AS OF DECEMBER 31, 2006⁷⁸

Australia	126,633,195
Austria	5,478,165
Belgium	5,890,500
Bulgaria	640,000
Canada	187,466,454
China	25,000,000
Cyprus	117,810
Czech Republic	14,659,023
Denmark	66,952,384
Democratic Governance Thematic Trust Fund	100,000
Estonia	82,467
Finland	5,890,500
France	32,288
Germany	10,000,000
Greece	3,534,300
Hungary	1,237,005
Iceland	2,500,000
India	10,000,000
Iran	10,000,000
Ireland	3,534,300
Italy	235,620,020
Japan	4,964,000,000
Jordan	75,000
South Korea	200,000,000
Kuwait	565,000,000
Lithuania	30,000
Luxembourg	2,356,200
Malta	27,000
Netherlands	9,424,801
New Zealand	4,341,975
Norway	12,867,617
Oman	3,000,000
Pakistan	2,500,000
Qatar	100,000,000
Saudi Arabia	500,000,000
Slovenia	419,382
Spain	222,380,000
Sri Lanka	75,500
Sweden	33,000,000
Turkey	50,000,000
United Arab Emirates	215,000,000
United Kingdom	642,326,416
Vietnam	700,000
<i>Subtotal</i>	<i>8,252,892,302</i>
European Commission	905,300,000
<i>Subtotal</i>	<i>9,158,192,302</i>
INTERNATIONAL FINANCIAL INSTITUTIONS	
IMF (low range)	2,550,000,000
World Bank (low range)	3,000,000,000
Islamic Development Bank	500,000,000
<i>Subtotal</i>	<i>6,050,000,000</i>
TOTAL (Without the United States)	\$15,208,192,302

NOTES ON PLEDGES OF RECONSTRUCTION AID TABLE: The World Bank, United Nations and CPA estimated Iraq will need \$56 billion for reconstruction and stabilization efforts from 2004 to 2007, but that estimate is probably too low.⁷⁹ **UPDATE ON 2003 MADRID CONFERENCE PLEDGES:** Of the \$13.5 billion pledged by donors other than the United States, \$3.2 billion has been disbursed as of December 2005. Measuring Stability and Security in Iraq February 2006, Report to Congress in Accordance with the Department of Defense Appropriations Act 2006 (Section 9010), page 14.

GDP ESTIMATES AND PROJECTIONS, 2002-2005⁸⁰

	2002	2003	2004	2005 p
Population	25.5	26.3	27.1	27.9
Nominal GDP (in USD billion)	20.5	13.6	25.5	29.3
Of which non-oil GDP (%)	32	32	33	37
Real GDP Growth Rate (%)	-7.8	-41.4	46.5	3.7
Per Capita GDP (USD)	802	518	942	1,051
Consumer Price Inflation (annual average)	19	34	32	20

ANNUAL IRAQ BUDGET AND ACTUAL EXPENDITURES THROUGH AUGUST 2006⁸¹

Ministry	2006 Annual Budget			Expenditures thru August 2006		
	Capital Goods	Capital Projects	Total Budget	Capital Goods	Capital Projects	Total Budget
Finance	\$10	\$33	\$16,506	\$1	\$74	\$8,895
Planning	4	27	55	0.4	3	9
Interior	233	27	1,919	25	0.2	958
Defense	864	33	3,443	12	0	831
Oil	2	3,533	3,590	0.4	4	40
Electricity	4	767	840	0.3	267	279
Water	0.2	200	259	0	49	78
Justice	3	10	74	2	0.2	34
Others	272	1,552	7,290	77	480	3,501
Total	\$1,392	\$6,181	\$33,975	\$117	\$87	\$14,623
				8.4%	14.2%	43.0%

NOTE ON THIS TABLE: The issue the GAO report is attempting to shed light on is the lack of clear budget and procurement rules in Iraq and the affect this has on various Ministries' ability to spend their capital budgets.

CHANGE IN IRAQ'S DEBT, 2004 to 2006⁸²



Source: GAO analysis of International Monetary Fund and U.S. Treasury Department data.

NOTE ON THIS TABLE: Summations may differ from totals due to rounding. Non-Paris Club official creditor debt is based on estimates since it has not been reconciled. The estimate of this debt for 2004 was made by the IMF, while the estimate for 2006 was provided by the U.S. Treasury Department.

ESTIMATED APPROPRIATIONS PROVIDED FOR OPERATIONS IN IRAQ AND THE WAR ON TERRORISM, 2001 TO 2007⁸³

	By Fiscal Year, in Billions of Dollars							Total
	2001	2002	2003	2004	2005	2006	2007 ^a	
Military Operations and Other Defense Activities								
Iraq ^b	0	0	46	68	53	87	52	306
Other ^c	14	18	34	21	18	24	14	142
Subtotal	14	18	80	88	70	111	67	448
Indigenous Security Forces^d								
Iraq	0	0	0	5	6	3	2	16
Afghanistan	0	0	0	0	1	2	2	5
Subtotal	0	0	0	5	7	5	3	20
Diplomatic Operations and Foreign Aid								
Iraq	0	0	3	15	1	3	0	22
Other	*	2	5	2	2	1	0	12
Subtotal	*	2	8	17	3	4	0	34
Total	14	19	88	111	81	120	70	503

Notes: Details may not add up to totals because of rounding.

* = between zero and \$500 million.

a. At the current rate of military operations, the funding provided to date in 2007 will not be sufficient to pay for all costs that will be incurred this fiscal year. Consequently, additional appropriations will probably be provided in 2007.

b. The Congressional Budget Office estimated funding provided for Operation Iraqi Freedom by allocating funds on the basis of obligations reported by the Department of Defense (DoD). For more information about funding for Operation Iraqi Freedom, see Congressional Budget Office, *Estimated Costs of U.S. Operations in Iraq Under Two Specified Scenarios* (July 13, 2006).

c. Includes Operation Enduring Freedom (involving operations in and around Afghanistan), Operation Noble Eagle (for homeland security missions, such as combat air patrols, in the United States), the restructuring of Army and Marine Corps units, classified activities other than those funded by appropriations for the Iraq Freedom Fund, and other operations. (For fiscal years 2005 through 2007, funding for Operation Noble Eagle has been intermingled with regular appropriations for the Department of Defense; that funding is not included in this table because it cannot be identified separately.)

d. Funding for indigenous security forces, which was appropriated in accounts for diplomatic operations and foreign aid (budget function 150) in 2004 and in accounts for defense (budget function 050) since 2005, is used to train and equip local military and police units in Iraq and Afghanistan.

INFLATION⁸⁴

Time	Inflation
2003	36%
2004	32%
2005	20%
2006	70%

NOTE ON INFLATION: The substantial increase in inflation for 2006 was credited to soaring fuel prices. A liter of petrol jumped from 50 dinars per liter to 400 dinars from the end of 2005 to early 2007. When volatile energy prices were taken out, inflation came to between 30-35%.

OTHER ECONOMIC INDICATORS

Foreign banks granted licenses that have started operations in Iraq ⁸⁵	0
Percent of Iraq's export earnings from oil ⁸⁶	98% (~ \$21 billion)
Oil Export Peak ⁸⁷	April 2004, 1.8 million barrels per day (2005 average is 1.4 million bpd)
Cost of Imported Gasoline ⁸⁸	30-35 cents per liter
Domestic Price of Gasoline	1.5 cents per liter

TRAINED JUDGES⁸⁹

Time	Number of trained judges
May 2003	0
June 2004	175
May 2005	351
October	351
May 2006	<800
August	740

NOTE ON TRAINED JUDGES CHART: As of October 2005, all provincial courts are operational and there exist 99 trained judicial investigators. 135 of 869 judges were removed because of substantial evidence of corruption or Ba'ath Party affiliation.⁹⁰ The estimated need for is for 1,500 judges according to the US Department of Justice.⁹¹

TELEPHONE SUBSCRIBERS⁹²

Time	Telephone subscribers
Estimated prewar level	833,000
September	600,000
December	600,000
January 2004	600,000
February	900,000
March	984,225
April	1,095,000
May	1,220,000
June	1,200,000
July	N/A
August	1,463,148
September	1,579,457
October	1,753,000
November	2,135,000
December	2,152,000
January 2005	2,449,139
February	2,569,110
March	2,982,115
April	3,172,771
May	~3,450,000
June	3,801,822
July	~4,100,000
August	4,590,398
March 2006	6,836,854
April	~7,400,000
August	~8,100,000
September	~8,200,000
October	~8,200,000
November	~8,500,000
December	~9,800,000
January 2007	~9,800,000
Previous goal (Jan. 2004)	1,100,000

NOTE ON TELEPHONE SUBSCRIBERS TABLE: The estimated pre-war level represents only land telephone lines, as Iraq had no nationwide cellular network. Post-war data includes landlines and cellular subscribers. Since landline subscribers have held fairly steady at 800,000-1,000,000 since July 2004, cellular subscribers make up the overwhelming majority of post-war telephone subscribers.

INTERNET SUBSCRIBERS⁹³

Time	Internet subscribers (does not include unregulated users of Internet cafes)
Estimated prewar level	4,500
September 2003	4,900
January-April 2004	N/A
May	54,000
June	59,000
July	73,000
August	87,000
September	95,000
October	102,978
November	110,000
January 2005	124,293
March	147,076
April 2006	207,000
August	197,310

MEDIA⁹⁴

Time	Commercial TV stations	Commercial radio stations	Independent newspapers and magazines
Prewar	0	0	0
May 2003	0	0	8
June 2004	13	74	150
January 2005	10	51	100
March	N/A	N/A	200
April	24	80	170
May	23	80	170
July	29	N/A	170
September	44	72	Over 100
December	44	91	294
March 2006	54	114	268

DOCTORS IN IRAQ⁹⁵

Iraqi Physicians Registered Before the 2003 Invasion	34,000
Iraqi Physicians Who Have Left Iraq Since the 2003 Invasion	12,000 (estimate)
Iraqi Physicians Murdered Since 2003 Invasion	2,000
Iraqi Physicians Kidnapped	250
Average Salary of an Iraqi Physician	7.5 million Iraqi dinars per year (or ~\$5,100 per year)
Annual Graduates from Iraqi Medical Schools	2,250
Percentage of Above That Will Work Outside of Iraq	20%

NOTE: Numbers are estimates.

NUMBER OF REGISTERED CARS⁹⁶

Pre-War	1.5 million
October 2005	3.1 million

CURRENT WATER PROJECTS OUTPUTS VS. CPA GOALS⁹⁷

Output Metric	Pre-War Level (2003)	Stated Goal by CPA (2003)	Status as of 3/21/2006	Anticipated End-State
Water – People with Potable Water Availability	12.9 Million	23.4 Million	9.7 Million 4.2 Million added*	13.9 Million 8.4 Million added
Sewerage – People with Sewerage System Coverage	6.2 Million	2.5 Million	5.6 Million 5.1 Million added*	5.8 Million 5.3 Million added
Water Treatment Capacity	3 Million m ³ /day	10 Million m ³ /day	1.3 Million m ³ /day	2.5 Million m ³ /day

NOTES ON CURRENT WATER PROJECTS TABLE: Outputs include total added since war and include IRRF and other funding streams.

EDUCATION INDICATORS - ENROLLMENT⁹⁸

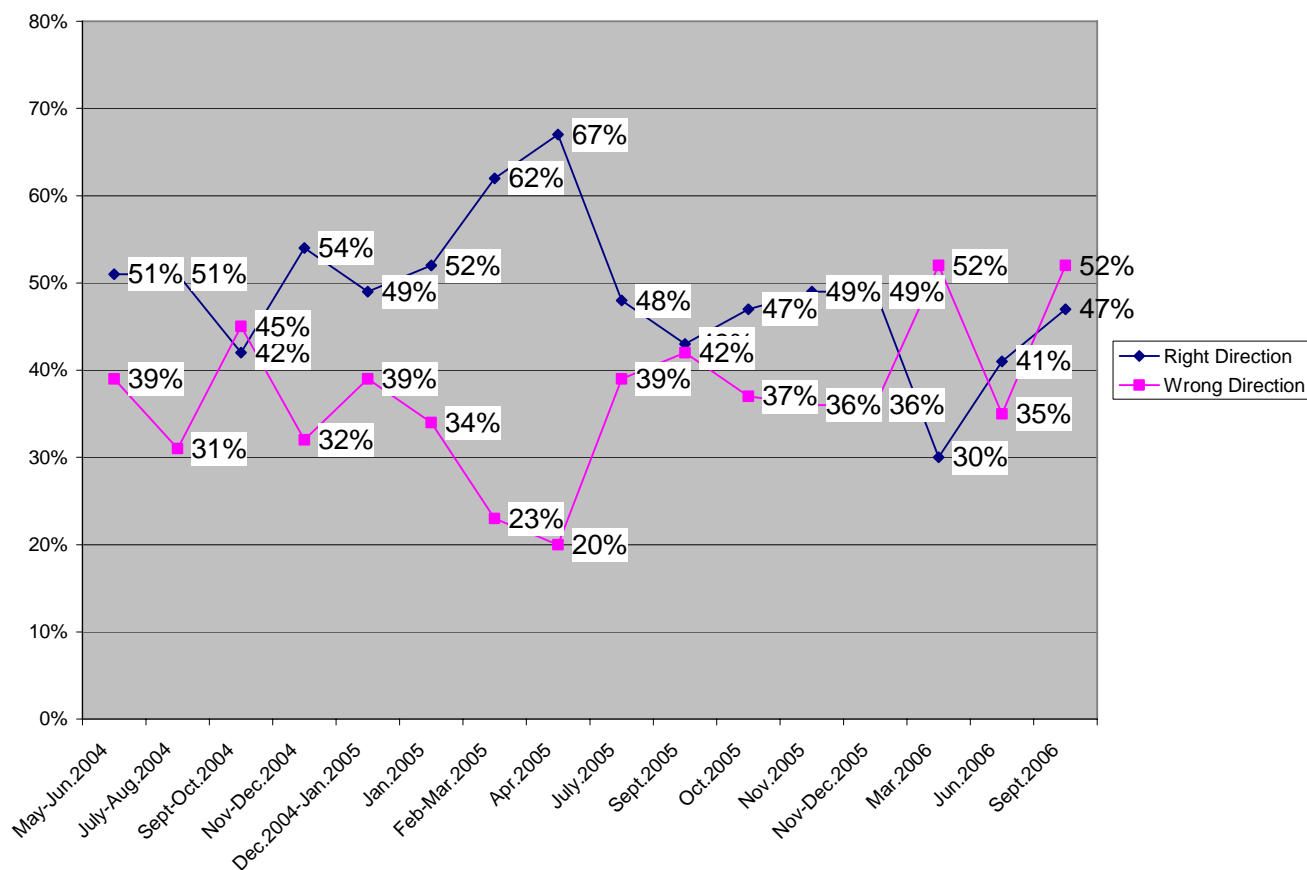
Number of Children Enrolled in Primary Schools Nationwide	2002: 3.5 million
	2005: 3.7 million (5.7% increase)
Number of Children Enrolled in Middle Schools and High Schools Nationwide	2002: 1.1 million
	2005: 1.4 million (27% increase)
Percent of High School aged Iraqis Enrolled in School in 2003	33%
Percent of High School aged Iraqi BOYS enrolled in 2004	50%
Percent of High School aged Iraqi GIRLS enrolled in 2004	35%

NOTE ON EDUCATION INDICATORS: Education numbers do not include the Kurdish regions, which are administratively separate. Iraq's population increased to 26 million (8% increase) from 2002 to 2005. Sabrina Tavernise, "Amid Iraqi Chaos, Schools Fill After Long Decline," *New York Times*, June 26, 2006.

POLLING/POLITICS

**SEPTEMBER 27, 2006: WORLD PUBLIC OPINION.ORG
PROGRAM ON INTERNATIONAL POLICY ATTITUDES (PIPA)
THE IRAQI PUBLIC ON THE US PRESENCE AND THE FUTURE OF IRAQ⁹⁹**

TRENDS FOR QUESTION: DO YOU THINK IRAQ TODAY IS GENERALLY HEADING IN THE RIGHT OR WRONG DIRECTION? (MAY 2004 – SEPTEMBER 2006)



APPROVAL OF ATTACKS ON US-LED FORCES

	January 2006	September 2006
Overall	47%	61%
Shia	41%	62%
Sunni	88%	92%
Kurd	16%	15%

QUESTION TO IRAQIS: PLEASE TELL ME HOW MUCH CONFIDENCE YOU HAVE IN THOSE FORCES TO PROTECT YOUR SECURITY

Force	Some / A Lot of Confidence	None / Little Confidence
Police	71%	30%
Iraqi Army	64%	37%
Iraqi Interior Ministry	62%	38%

QUESTION TO IRAQIS: HOW LIKELY DO YOU THINK IT IS THAT 5 YEARS FROM NOW IRAQ WILL STILL BE A SINGLE STATE?

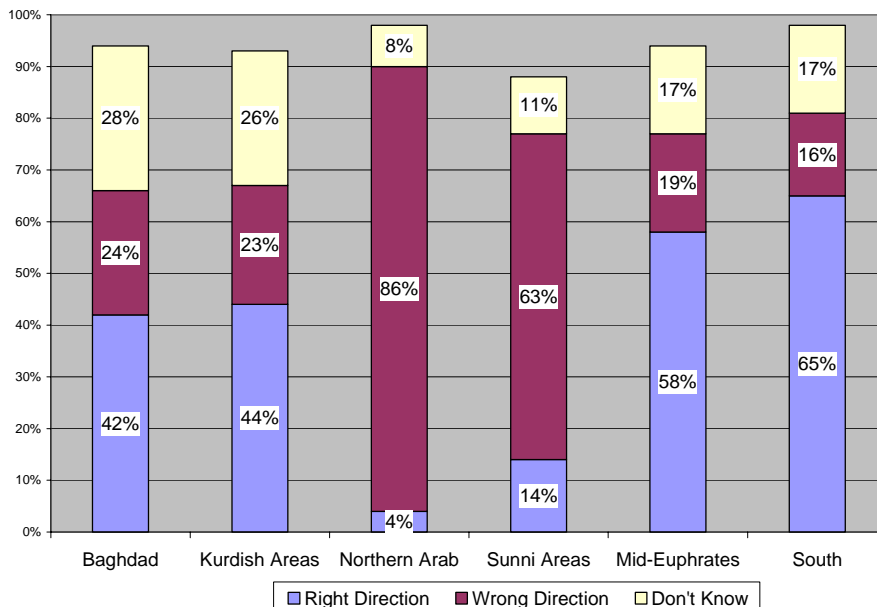
Very / Somewhat Likely	
Overall	72%
Shia	80%
Sunni	56%
Kurd	65%
Not Very / Not At All Likely	
Overall	28%
Shia	19%
Sunni	45%
Kurd	25%

QUESTION TO IRAQIS: WOULD YOU PREFER TO HAVE A STRONG GOVERNMENT THAT WOULD GET RID OF ALL MILITIAS OR DO YOU THINK IT WOULD BE BETTER TO CONTINUE TO HAVE MILITIAS TO PROTECT YOUR SECURITY?

Strong Government That Would Get Rid of Militias	
Overall	77%
Shia	65%
Sunni	100%
Kurd	82%
Continue To Have Militias	
Overall	21%
Shia	33%
Sunni	*
Kurd	15%

JUNE 14-24, 2006: INTERNATIONAL REPUBLICAN INSTITUTE¹⁰⁰

REGIONAL BREAKDOWN FOR QUESTION: DO YOU FEEL THAT IRAQ IS GENERALLY HEADING IN THE RIGHT DIRECTION OR THE WRONG DIRECTION?



QUESTION TO IRAQIS: WHY DO YOU FEEL THAT IRAQ IS GENERALLY HEADING IN THE RIGHT DIRECTION OR THE WRONG DIRECTION?

Right Direction

Elected national government	31%
Freedom and democracy	21%
Getting rid of former regime	13%
Elections	12%
Having a constitution	7%

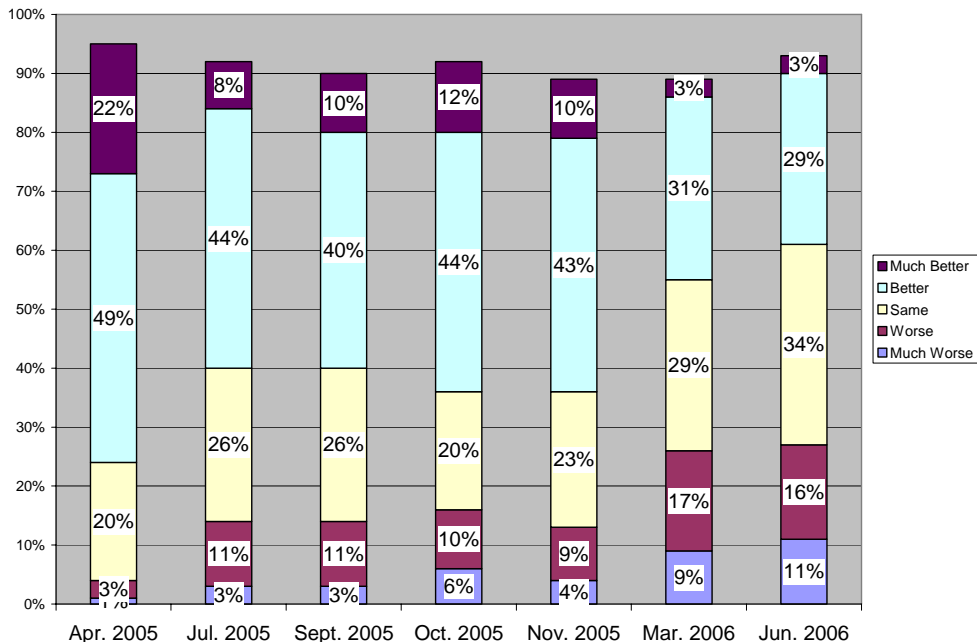
N = 1168

Wrong Direction

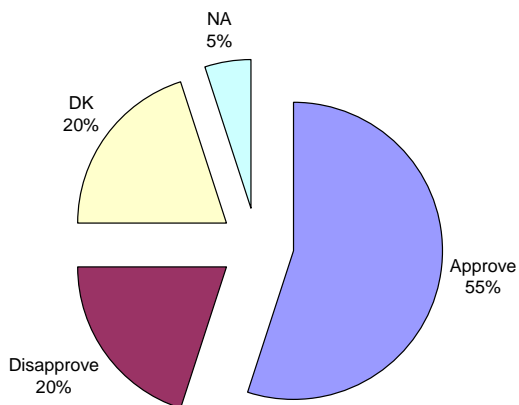
Bad security situation	34%
Presence of occupation	32%
Sectarian conflict	7%
Inactive government	7%
General instability	6%

N = 968

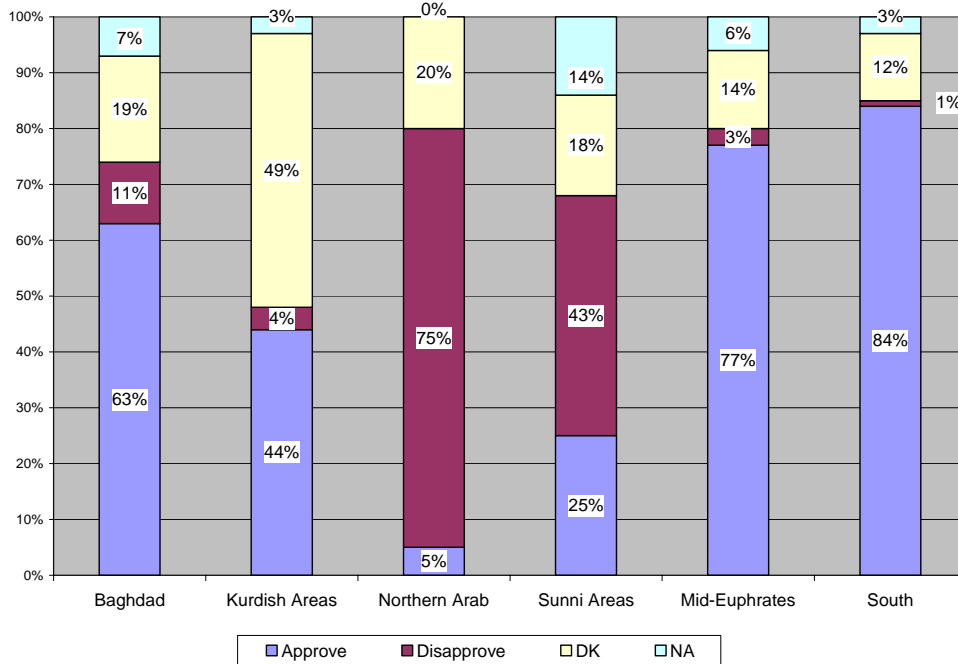
TRENDS FOR QUESTION: THINKING ABOUT THE FUTURE, DO YOU FEEL THAT THINGS WILL BE BETTER, THE SAME OR WORSE IN SIX MONTHS?



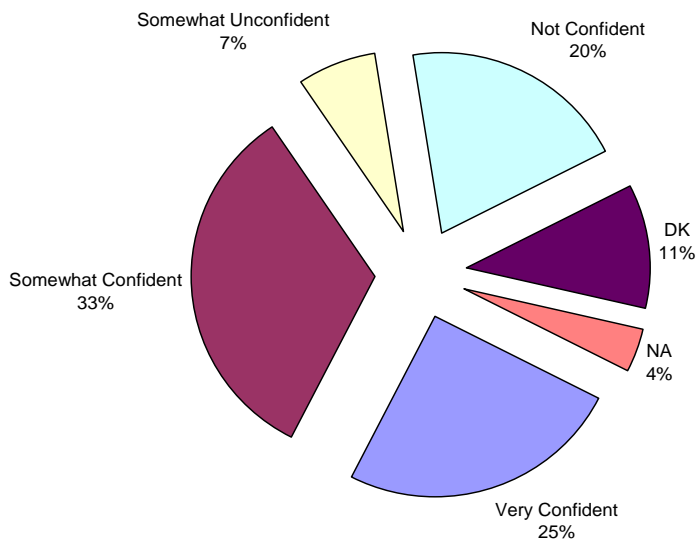
QUESTION TO IRAQIS: DO YOU APPROVE OR DISAPPROVE OF THE WAY PRIME MINISTER NOURI AL-MALIKI IS HANDLING HIS JOB?



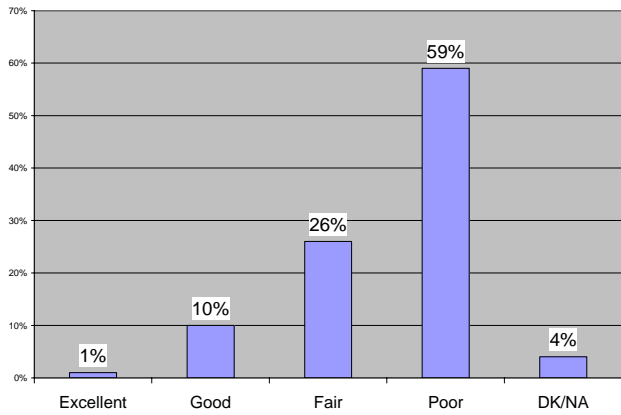
REGIONAL BREAKDOWN FOR QUESTION: DO YOU APPROVE OR DISAPPROVE OF THE WAY PRIME MINISTER NOURI AL-MALIKI IS HANDLING HIS JOB?



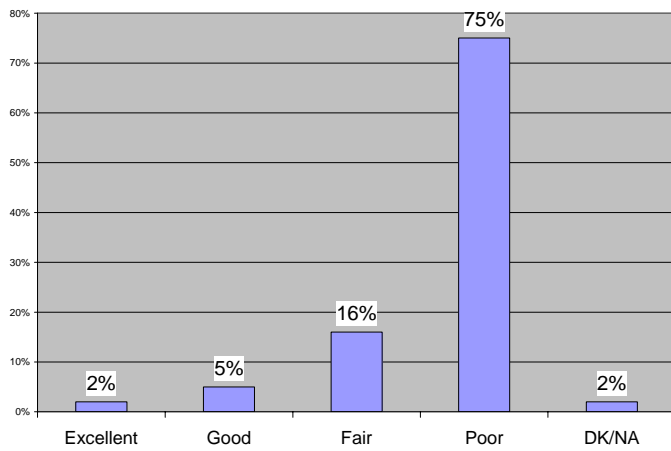
QUESTION TO IRAQIS: WHAT LEVEL OF OVERALL CONFIDENCE DO YOU HAVE IN THE GOVERNMENT ANNOUNCED BY PRIME MINISTER NOURI AL-MALIKI



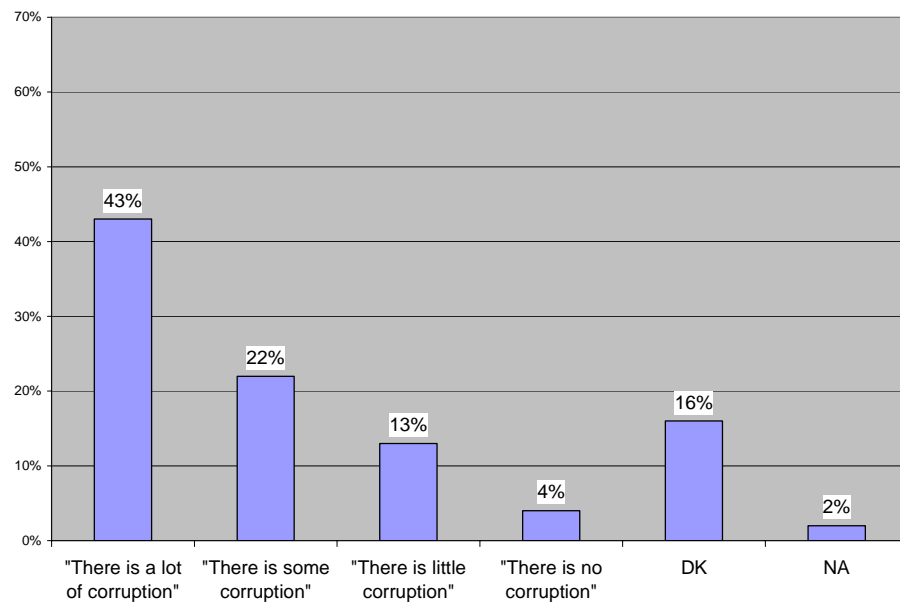
QUESTION TO IRAQIS: HOW WOULD YOU RATE THE ECONOMIC CONDITIONS IN IRAQ TODAY?



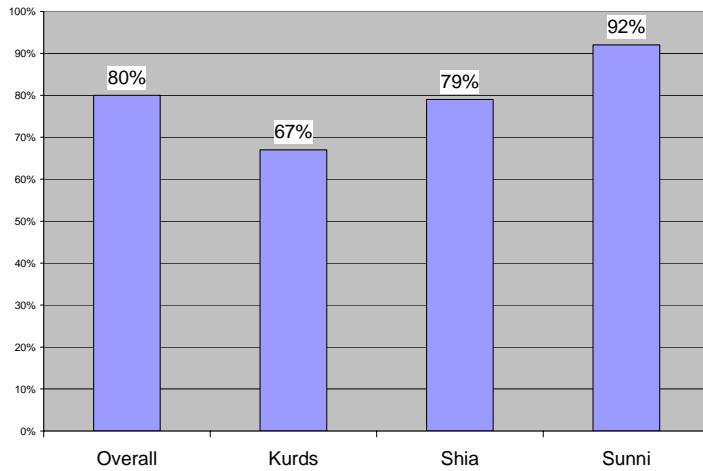
QUESTION TO IRAQIS: HOW WOULD YOU RATE SECURITY CONDITIONS IN IRAQ TODAY?



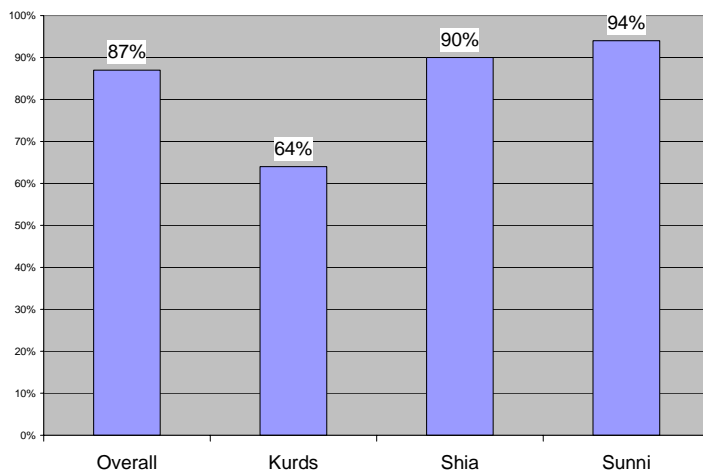
QUESTION TO IRAQIS: IN YOUR OPINION, WHICH STATEMENT BEST DESCRIBES THE LEVEL OF CORRUPTION IN IRAQI POLITICS AND GOVERNMENT TODAY?



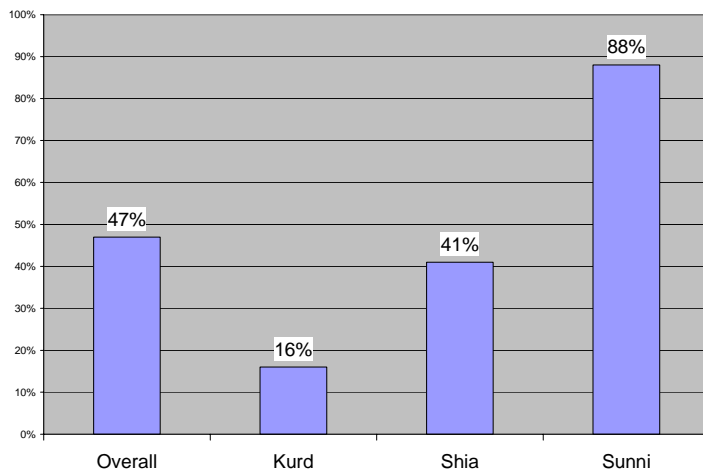
QUESTION TO IRAQIS: DO YOU THINK THE US GOVERNMENT PLANS TO HAVE PERMANENT MILITARY BASES IN IRAQ OR TO REMOVE ALL ITS MILITARY ONCE IRAQ IS STABILIZED? (cht shows those who feel the US plans permanent bases).



QUESTION TO IRAQIS: DO YOU APPROVE THE GOVERNMENT ENDORSING A TIMELINE FOR US WITHDRAWAL? (chart shows those answering yes).



QUESTION TO IRAQIS: DO YOU APPROVE OR DISAPPROVE (STRONGLY OR SOMEWHAT) OF ATTACKS ON US-LED FORCES IN IRAQ? (chart shows those who approve).



In order to streamline our endnotes, we have removed most references to information from before August 1, 2006. These footnotes may be found in archived editions of the Iraq Index. <http://www.brookings.edu/fp/saban/iraq/indexarchive.htm>.

- ¹ Fatality numbers from January 1, 2005 and onwards are reported as documented daily from "Operation Iraqi Freedom U.S. Casualty Status," *Department of Defense*. (www.defenselink.mil/news/casualty.pdf).
- ² Iraq Coalition Casualty Count, (icasualties.org/oif/stats.aspx).
- ³ The total number of deaths as listed here may vary slightly from the Total Fatalities listed under "US Troop Fatalities Since March 19, 2003" because the two charts use data from different sources. Any discrepancy is likely to be a result of a difference in the cut-off time until which data was included each day and at the end of the month.
- ⁴ Military Casualty Information, Statistical Information and Analysis Division, *Department of Defense*, (<http://siadapp.dior.whs.mil/personnel/CASUALTY/oif-deaths-total.pdf>).
- ⁵ Casualties update daily from "Operation Iraqi Freedom U.S. Casualty Status," *Department of Defense*, (www.defenselink.mil/news/).
- ⁶ "Details of British Casualties," *British Ministry of Defense*, (www.operations.mod.uk/telic/casualties.htm).
- ⁷ Iraq Coalition Casualty Count, (icasualties.org/oif/).
- ⁸ *Ibid.*
- ⁹ Monthly figures from January 2005 and onwards from Iraq Coalition Casualty Count, (www.icasualties.org/oif/IraqiDeaths.aspx).
- ¹⁰ Rick Jervis, "Pace of Troop Deaths Up in Iraq," *USA Today*, July 1, 2005. 135 car bombs in April, 140 in May, 70 in June. Craig Smith, "US Contends Campaign Has Cut Suicide Attacks," *New York Times*, August 5, 2005. 13 car bombs in week prior to August 5. Liz Sly, "Bombs Bad Enough But Guns Worse in Baghdad," *Chicago Tribune*, August 11, 2005. 132 car bombs in May, 108 in June, 83 in July. The August 2005 number is an estimate based on Bradley Graham, "Zarqawi 'Hijacked' Insurgency; US General Says Foreign Fighters Now Seen as Main Threat," *Washington Post*, September 28, 2005, which states that *suicide bombs* were reduced by 50% from May to August. September and October 2005 numbers are author's estimates. The November 2005 number is from "Military: Offensive Thwarting Suicide Attacks," *USA Today*, December 2, 2005, listed at 68. December 2005 number is an estimate. Numbers for January 2006 through April 2006 are based on Rick Jervis, "Car Bombings Down, Military Says," *USA Today*, May 9, 2006, which states that from in that time period, there were a total of 284 car bombs. This averages to 71 per month during that period. May–September 2006 numbers are author's estimates.
- ¹¹ Josh White, Charles Lane and Julie Tate, "Homicide Charges Rare in Iraq War; Few Troops Tried for Killing Civilians," *Washington Post*, August 28, 2006.
- ¹² UN Assistance Mission for Iraq, "Human Rights Report: 1 May–30 June 2006," July 18, 2006; International Federation of Red Cross and Red Crescent Societies, "Operations Update: Iraq, Humanitarian Emergency," June 14, 2006. UN Assistance Mission for Iraq, "Human Rights Report: 1 July – 31 August 2006," September 20, 2006. UN Assistance Mission for Iraq, "Human Rights Report: 1 September–31 October 2006". UN Assistance Mission for Iraq, "Human Rights Report: 1 November–31 December 2006", January 16, 2007.
- ¹³ Ellen Knickmeyer, "Iraq Puts Civilian Toll at 12,000," *Washington Post*, June 3, 2005.
- ¹⁴ Qassim Abdul-Zahra, "Gunmen Kidnap 26 Workers in Baghdad," *Associated Press Online*, October 1, 2006. 3 killed by car bomb. 5 killed by car bomb. Qassim Abdul-Zahra, "Iraq Lawmakers Extend State of Emergency," *Associated Press Online*, October 2, 2006. 4 killed, 13 wounded by bomb. "Four US Troops Killed in Baghdad Bombing," *Agence France Presse*, October 3, 2006. 4 killed by roadside bomb. Sameer Yacoub, "Iraqi Lawmakers Endorse New Plan to End Violence," *Associated Press*, October 3, 2006. 3 killed, 19 wounded by suicide bomb. Ammar Karim, "Bombs Target Iraq Minister's Convoy, Killing 12," *Agence France Presse*, October 4, 2006. 9 killed, 75 wounded by car bomb. Kim Murphy and Doug Smith, "Iraqis Suspend Police Brigade," *Los Angeles Times*, October 5, 2006. 6 killed by bomb. Amit Paley, "Attacks in Baghdad Kill 13 US Soldiers in 3 Days," *Washington Post*, October 5, 2006. 19 killed, 10 wounded by suicide bomb. Sabrina Tavernise, "Suicide Bomber Kills 14 in Northern City," *New York Times*, October 8, 2006. 14 killed, 10 wounded by suicide bomb. David Rising, "US and Iraqi Forces Clash With Militias in Diwaniyah; US Tank Seriously Damaged," *Associated Press*, October 8, 2006. 4 killed, 1 wounded in roadside bomb. Sinan Salaheddin, "Iraqi Vice President's Brother Killed, and Sunni Arabs Point to Shiite Militias," *Associated Press Worldstream*, October 9, 2006. 10 killed, 23 wounded in car bomb. Dave Clark, "Baghdad Bombed as Iraq Death Toll Mounts," *Agence France Presse*, October 10, 2006. 10 killed, 4 wounded in bomb. Qais al-Bashir, "Iraq Moves Ahead with Plan to Combat Sectarian Violence, Even as Attacks Persist," *Associated Press*, October 10, 2006. 4 killed, 9 wounded in car bomb. Dave Clark, "Bombs Blitz Baghdad as UN Warns of Chaos," *Agence France Presse*, October 11, 2006. 5 killed by roadside bomb. Dave Clark, "Baghdad Bombed as US Faces Prospect of Long War," *Agence France Presse*, October 12, 2006. 5 killed, 10 wounded by 2 bombs. Count as 1 bomb, 3 killed, 6 wounded. 3 killed, 15 wounded by bomb. David Rising, "At Least 21 Killed in Baghdad Violence, Including 11 in Raid on Office of New Iraqi Sunni TV Station," *Associated Press*, October 12, 2006. 4 killed, 8 wounded by suicide bomb. "Suicide Bomber Kills Three Iraqi Soldiers," *Agence France Presse*, October 13, 2006. 3 killed, 3 wounded by suicide bomb. Ellen Knickmeyer and Naseer Nouri, "Gunmen Attack TV Station in Baghdad; Uniformed Assaultants Arrive in Police Cars and Kill at Least 8," *Washington Post*, October 13, 2006. 9 killed by 2 bombs. Hassan Abdul Zahra, "Shiite Ceremony Peaceful but Bombers Blitz Iraq," *Agence France Presse*, October 15, 2006. 5 killed by suicide bomb. 7 killed by 2 bombs. Count as 1 bomb, 5 killed. Hassan Abdul Zahra, "Shiite Ceremony Peaceful Amid Explosions Around Iraq," *Agence France Presse*, October 15, 2006. 3 killed, 9 wounded by car bomb. 3 killed by bomb. "Double Blast Kills Seven in Baghdad, Official Escapes Unharmed," *Agence France Presse*, October 15, 2006. 5 killed, 10 wounded by suicide car bomb. Steven Hurst, "Surge of Sectarian Violence Leaves Nearly 100 Dead in Iraqi Town North of the Capital," *Associated Press*, October 16, 2006. 20 killed, 27 wounded in 2 bombs (one suicide bomb). 9 killed, 35 wounded in car bomb. Christopher Bodeen, "Shootings, Bombings, Kill at Least 28 Across Iraq," *Associated Press*, October 17, 2006. 5 killed by roadside bomb. Dave Clark, "US Casualties Surge in Iraq," *Agence France Presse*, October 18, 2006. 4 killed in roadside bomb. 3 killed, 3 wounded in roadside bomb. 5 killed in roadside bomb. "17 Killed in Iraq Market Bombing," *Agence France Presse*, October 19, 2006. 17 killed, 37 wounded in bomb. Dave Clark, "Northern Iraq Cities Blitzed in Multiple Attacks," *Agence France Presse*, October 19, 2006. 11 killed, 26 wounded in suicide truck bomb. 12 killed, 68 wounded in suicide car bomb. 5 killed in bomb. Muhieddin Rashad, "Suicide Car Bombing in Mosul Kills 12, Wounds 25; Five More Killed in Baghdad Violence," *Associated Press*, October 19, 2006. 4 killed, 1 wounded in roadside bomb. John Burns, "US Says Violence in Baghdad Rises, Foiling Campaign," *New York Times*, October 20, 2006. 10 killed, 20 wounded in bomb. Sinan Salaheddin, "US Forces Kill Suspected Leading Member of al-Qaida in Iraq as Relative Quiet Returns to Iraq's South," *Associated Press Worldstream*, October 21, 2006. 7 killed, 16 injured in suicide bomb. Christopher Bodeen, "Mortar Attack, Bombings Kill 18 in Market South of Baghdad," *Associated Press*, October 21, 2006. 18 killed, 70 wounded in 5 bicycle bombs and mortar attack. Count as 2 multi-casualty bombs, 8 killed, 30 wounded. Christopher Bodeen, "Bomb Attacks in Baghdad Kill at Least Nine Shoppers Ahead of Major Muslim Festival, One US Marine Killed," *Associated Press Worldstream*, October 22, 2006. 4 killed, 20 injured in suicide bomb. 3 killed, 8 wounded in car bomb. Hamza Hendawi, "Fearful of New Violence, Iraqi Sunnis Shun Holiday Celebrations," *Associated Press*, October 23, 2006. 3 killed, 10 wounded by car bomb. Sameer Yacoub, "US, Iraqi Forces Raid Radical Shiite Stronghold," *Associated Press*, October 25, 2006. 6 killed in roadside bomb. Louise Roug, "10 Killed as US Raids Sadr City," *Los Angeles Times*, October 26, 2006. 3 killed by bomb. Sabrina Tavernise, "Seeking to Ease Rift, Bush Confers With Iraq Premier," *New York Times*, October 29, 2006. 5 killed, 11 wounded by car bomb. Ken Ellingwood, "US-Led Troops Kill Insurgents..." *Los Angeles Times*, October 30, 2006. 5 killed by roadside bomb. Christopher Bodeen, "Blast Kills 33 in Shiite Slum; US Monthly Death Toll Reaches 101," *Associated Press*, October 30, 2006. 33 killed, 59 wounded in bomb. 3 killed in car bomb. "Three Killed in Attack on Private Security Company in Southern Iraq's Basra," *Associated Press Worldstream*, October 30, 2006. 3 killed by roadside bomb. "Deadly Incidents Reported Tuesday in Iraq," *Associated Press*, October 31, 2006. 3 killed, 5 wounded in car bomb. Sabrina Tavernise, "Spate of Bombs Sweeps Baghdad, Cleric Faults US," *New York Times*, October 31, 2006. 4 killed, 15 wounded in bomb. 3 killed, 6 wounded in bomb. 3 killed, 13 wounded in suicide bomb. Sameer Yacoub, "2 Sunni Coaches Abducted from Youth Club in Baghdad; 2 US Troops Reported Killed," *Associated*

Press, November 1, 2006. 23 killed, 19 wounded by suicide bomb. John Ward Anderson, "Baghdad Attacks Target Busy Areas," *Washington Post*, November 2, 2006. 6 killed in roadside bomb. 5 killed, 7 wounded in car bomb. 3 killed in car bomb. "Motorcycle Bomb Strikes Shiite District in Baghdad, Killing 7 People and Wounding Dozens," *Associated Press*, November 2, 2006. 7 killed, 45 wounded in motorcycle bomb. John Ward Anderson and Saad al-Izzi, "Missing Soldier Believed Alive, US Says," *Washington Post*, November 3, 2006. 12 killed, 23 wounded in car bomb. 4 killed, 23 wounded in roadside bomb. "Deadly Incidents Reported Friday in Iraq," *Associated Press*, November 3, 2006. 4 killed by bomb. Kirk Semple, "Crackdown in Iraq Anticipates A Verdict in the Hussein Trial," *New York Times*, November 5, 2006. 5 killed by bomb. "14 Dead, 16 Hurt in Iraq Mortar Attack," *Associated Press Online*, November 7, 2006. 6 killed in sniper attacks and roadside bomb; count as 3 killed by roadside bomb. Ammar Karim, "At Least 46 Killed in Iraq as Curfew Lifted," *Agence France Presse*, November 8, 2006. 3 killed, 3 wounded in car bomb. 6 killed, 26 wounded in car bomb. 4 killed in car bomb. Bassem Mroue, "As 66 Die, Parliament Renews State of Emergency," *Associated Press Worldstream*, November 8, 2006. 21 killed, 25 injured in suicide bomb. Sabah Jerges, "Baghdad Rocked by Wave of Bombings," *Agence France Presse*, November 9, 2006. 7 killed, 27 wounded by suicide car bomb. 3 killed, 19 wounded by bomb. 5 killed, 6 wounded by suicide car bomb. 3 killed, 12 wounded by bomb. Borzou Daragahi, "Youths Playing Ball Killed in Baghdad," *Los Angeles Times*, November 9, 2006. 4 killed, 6 wounded by car bomb. Qais al-Bashir, "Bomb Attacks on Baghdad Markets Kill at Least 16 and Iraqi Violence Flares Again," *Associated Press Worldstream*, November 9, 2006. 3 killed in roadside bomb. Christopher Bodeen, "3 US Troops Die in Iraq; Forces Say Local al-Qaida Figure Arrested," *Associated Press*, November 10, 2006. 6 killed, 18 wounded in suicide bomb. Jay Deshmukh, "Bombs Rock Baghdad as US Signals Change in Iraq Strategy," *Agence France Presse*, November 11, 2006. 8 killed, 38 wounded in a car bomb and roadside bomb. Lachlan Carmichael, "Four British Killed in Iraq Just Over an Hour Before War Dead Tribute," *Agence France Presse*, November 12, 2006. 4 killed, 3 wounded in bomb. Ammar Karim, "Bombers Kill 35 Recruits as Iraq PM Urges Reshuffle," *Agence France Presse*, November 12, 2006. 35 killed, 60 wounded by 2 suicide bombers. 3 killed by roadside bomb. 3 killed, 15 wounded by car bomb. 3 killed, 4 wounded by bomb. Ammar Karim, "Suicide Bombers Kill 35 Police Hopefuls in Baghdad," *Agence France Presse*, November 12, 2006. 4 killed, 3 wounded (estimated based on 7 wounded in 2 bombs) in roadside bomb. Borzou Daragahi and Alexandra Zavis, "General in Iraq: 'Succeed We Will'," *Chicago Tribune*, November 12, 2006. 3 killed, 3 injured by roadside bomb. Sinan Salaheddin, "Violence Rattles Central Iraq a Day After Promised Cabinet Shake-Up," *Associated Press*, November 13, 2006. 20 killed, 18 wounded by bus bomb. "10 Killed in Baghdad Market Blast," *Agence France Presse*, November 14, 2006. 10 killed, 25 wounded by car bomb. Christopher Bodeen, "Gunmen Kidnap Dozens at Baghdad Office," *Associated Press Online*, November 14, 2006. 21 killed, 25 wounded by car bomb. 7 killed, 23 wounded in suicide car bomb. Christopher Bodeen, "Up to 150 People Kidnapped from Baghdad Research Institute..." *Associated Press Worldstream*, November 14, 2006. 3 killed, 7 wounded in car bomb. 3 killed in roadside bomb. "Iraq-Day: Deadly Incidents Reported Wednesday," *Associated Press*, November 15, 2006. 11 killed, 32 wounded in car bomb. 3 killed, 15 wounded in suicide bomb. Ammar Karim, "Shiite Minister Kidnapped as 54 Killed in Iraq," *Agence France Presse*, November 19, 2006. 22 killed, 44 wounded by suicide car bomb. 3 killed by bomb. Steven Hurst, "More Than 700 Iraqis Die in Last Eight Days of Unrelenting Violence," *Associated Press*, November 19, 2006. 11 killed, 51 wounded by 3 bombs. Count as 2 multi-fatality bombs, 8 killed, 40 wounded. Qais al-Bashir, "Top Syrian Official Arrives in Iraq as More Than 50 People are Killed in Violence," *Associated Press*, November 19, 2006. 3 killed, 17 wounded in suicide bomb. Steven Hurst and Qassim Abdul-Zahra, "Iran Calls Iraq, Syria for Summit," *Chicago Tribune*, November 21, 2006. 3 killed by bomb. Solomon Moore, "Shootings and Bombs Kill 140 Across Iraq," *Los Angeles Times*, November 21, 2006. 4 killed by roadside bomb. 4 killed by suicide bomb. Seven Iraqi Security Guards Killed in Bombing," *Agence France Presse*, November 22, 2006. 7 killed by bomb. "Deadly Incidents in Iraq on Thursday," *Associated Press*, November 23, 2006. 7 killed by roadside bomb. Laurent Lozano, "White House Confirms Bush-Maliki to Meet as Iraq Violence Spirals," *Agence France Presse*, November 24, 2006. 23 killed, 45 wounded by 3 bombs. "Bombing Onslaught Kills 215, Stepping up Iraq's Sectarian War," *Associated Press*, November 24, 2006. 215 killed, 257 wounded by 5 bombs and 2 mortars. Count as 200 killed, 250 wounded by bombs. "Suicide Car Bomb Kills 3 Iraqi Civilians and US Soldier Near Fallujah," *Associated Press Worldstream*, November 25, 2006. 4 killed, 10 wounded by suicide bomb. Paul Schemm, "PM Urges Calm in Iraq Amid Mounting Chaos," *Agence France Presse*, November 26, 2006. 8 killed, 28 wounded by car bomb. Bassem Mroue, "Iraq's Leaders Promise to Track Down Insurgents Who Killed Scores of Shiites in Baghdad," *Associated Press*, November 26, 2006. 5 killed, 23 wounded by suicide car bomb. Nazila Fathi and Kirk Semple, "Iran Promises to Help Iraq in Ending Violence There," *New York Times*, November 28, 2006. 4 killed, 25 wounded by bomb. Bassem Mroue, "Iraq Extends State of Emergency," *Associated Press Online*, November 28, 2006. 3 killed, 4 wounded by roadside bomb. "Deadly Incidents Reported Wednesday in Iraq," *Associated Press*, November 29, 2006. 4 killed, 4 wounded in suicide bomb. 3 killed, 11 wounded in roadside bomb. Nancy Trejos, "US Military Predicts Rising Violence in Iraq," *Washington Post*, November 29, 2006. 5 killed, 11 wounded in 2 car bombs. Count as 3 killed, 5 wounded in one multi-fatality car bomb. Solomon Moore and Raheem Salman, "Conflicting Accounts of Iraqi Deaths Given," *Los Angeles Times*, November 30, 2006. 5 killed by roadside bomb. "Twelve Killed in Iraq Clashes," *Agence France Presse*, December 1, 2006. 3 killed, 16 wounded in bomb. 3 killed, 15 wounded in car bomb. 3 killed, 4 wounded in suicide car bomb. Kim Gamel, "Triple Baghdad Bombing Kills at Least 51," *Associated Press Online*, December 2, 2006. 51 killed, 90 wounded by 3 car bombs. Ammar Karim, "Iraq Mourns 60 Bomb Victims as US Reviews Tactics," *Agence France Presse*, December 3, 2006. 3 killed by suicide bomb. 3 killed by car bomb. Alexandra Zavis, "US Forces, Iraqi Residents Disagree on Airstrike Deaths," *Los Angeles Times*, December 4, 2006. 3 killed, 15 wounded in car bomb. Qais al-Bashir, "America's Ambassador and Military Chief in Iraq Condemn Recent Attacks in Baghdad," *Associated Press Worldstream*, December 4, 2006. Update on previous bomb, 68 killed, 111 wounded by 3 car bombs instead of 51 killed, 90 wounded by 3 car bombs. Count as additional 17 killed, 21 wounded. Paul Schemm, "44 Slain in Anti-Shiite Attacks in Iraq," *Agence France Presse*, December 5, 2006. 15 killed, 25 wounded by 3 car bombs. 7 killed, 12 wounded by suicide car bomb. "At Least 25 Killed in Iraq Attacks," *Agence France Presse*, December 6, 2006. 15 killed, 25 wounded in roadside bomb. 4 killed, 12 wounded in suicide bomb. 4 killed by bomb. "Eleven US Soldiers Die in Iraq," *Agence France Presse*, December 7, 2006. 5 killed in bomb. "Seven Iraqis Killed as Violence Rages On," *Agence France Presse*, December 7, 2006. 3 killed in car bomb. Nancy Trejos, "10 US Troops Killed in Iraq; Scores of Iraqis Die in Bombs, Other Attacks in Baghdad," *Washington Post*, December 7, 2006. 13 killed, 25 wounded by suicide bomb. 3 killed, 4 wounded by car bomb. Kim Gamel, "Coalition Forces Strike Militants in Two Different Areas of Iraq," *Associated Press*, December 8, 2006. 3 killed, 15 wounded in suicide car bomb. Sabah Jerges, "Iraq Divided Over Unity Conference," *Agence France Presse*, December 9, 2006. 6 killed, 47 wounded in suicide bomb. Abdelamir Hanun, "16 Killed in Iraq Attacks, Including Suicide Bomb at Shrine," *Agence France Presse*, December 9, 2006. 3 killed, 3 wounded in car bomb. Sudarsan Raghavan and Nancy Trejos, "Sunni Arabs Flee Homes in Baghdad; Mahdi Army Gunmen Launch Attack on Families in Mixed District; at Least 2 Dead," *Washington Post*, December 10, 2006. 5 killed, 3 wounded in car bomb. Sameer Yacoub, "3 Americans Killed, 2 Wounded in Iraq," *Associated Press Online*, December 11, 2006. 3 killed, 2 wounded in roadside bomb. Ammar Karim, "Baghdad Suicide Bombs Kill at Least 70," *Agence France Presse*, December 12, 2006. 70 killed, 235 wounded in 2 suicide bombs. 5 killed, 15 wounded in suicide car bomb. Paul Schemm, "New Security Plan as 37 Killed Across Iraq," *Agence France Presse*, December 13, 2006. 10 killed, 9 wounded by 2 truck bombs. Sameer Yacoub, "Car Bomb Kills at Least 11 People in Shiite Neighborhood of Baghdad," *Associated Press Worldstream*, December 13, 2006. 11 killed, 27 wounded by car bomb. Nancy Trejos, "Scattered Attacks Kill at Least 34 in Baghdad," *Washington Post*, December 14, 2006. 8 killed, 13 injured by bomb. 12 killed, 13 wounded by 2 bombs. 3 killed, 5 wounded by bomb. "Three US Servicemen Killed in Iraq," *Agence France Presse*, December 17, 2006. 3 killed, 1 wounded by roadside bomb. "Iraq Digest," *Chicago Tribune*, December 18, 2006. 3 killed by roadside bomb. Robin Wright and Peter Baker, "Pentagon Wary of Troop Surge; White House Officials Back Idea," *Washington Post*, December 19, 2006. 5 dead, 19 injured by car bomb. "Baghdad Bombings Kill 15," *Agence France Presse*, December 20, 2006. 11 dead, 30 injured by suicide car bomb. 4 killed and 7 injured by car bomb. Qassim Abdul-Zahra, "3 More Air Servicemen Die in Iraq," *Associated Press Online*, December 21, 2006. 14 killed and 21 wounded by suicide bomber. Marc Santora, "With a Ceremony from the Past, Iraqis take Charge of Najaf," *New York Times*, December 21, 2006. 9 killed and 29 injured by suicide bomber. Nancy Trejos and Saad Sarhan, "U.S. Transfers Control of Najaf Province to Iraqi Security Forces," *Washington Post*, December 21, 2006. 15 killed and 45 wounded in 2 car bombs. Mona Salem, "Suicide bomber kills seven Iraqi Policemen," *Agence France Presse*, December 24, 2006. 7 killed and 30 injured in suicide bombing. "Roadside bomb kills 3 U.S. soldiers in Baghdad," *Associated Press*, December 24, 2006. 3 killed in roadside bomb. "At least 18 killed in Iraq violence," *Agence France Presse*, December 25, 2006. 10 killed and 15 injured in car bomb. Christopher Torchia, "Suicide bomber in Iraq kills 3 policemen," *Associated Press*, December 25, 2006. 3 killed and 3 injured by suicide bomber. 3 killed and 19 injured by suicide bomber. 9 killed and 11 injured by car bomb. Ammar Karim, "Fifty slain in Iraq; appeal court OKs

Saddam's hanging", *Agence France Presse*, December 26, 2006. 20 killed and 35 wounded by car bomb. "Four U.S. Troops die as fatalities in Iraq top 9/11 toll", *Agence France Presse*, December 26, 2006. 3 killed and 1 wounded by roadside bomb. "Three Iraqi children killed walking to school", *Agence France Presse*, December 26, 2006. 3 killed and 8 injured by roadside bomb. Christopher Torchia, "Bombings kill at least 36 in Iraq; U.S. military death surpasses 9/11 toll", *Associated Press*, December 26, 2006. 29 killed and 70 wounded by 4 bombs. "Baghdad car bomb kills eight", *Agence France Presse*, December 27, 2006. 8 killed and 10 injured by car bomb. "Three Iraqi soldiers killed in bomb attack", *Agence France Presse*, December 27, 2006. 3 killed and 2 wounded by roadside bomb. "Nearly 30 Iraqis killed as Saddam judgment published", *Agence France Presse*, December 28, 2006. 10 killed and 35 injured by bomb. "Bombs kill 23 Civilians in Baghdad", *Associated Press Online*, December 28, 2006. 9 killed and 43 injured in 2 bombs. "Suicide attack on mosque kills nine", *Agence France Presse*, December 29, 2006. 9 killed and 8 injured by suicide bomb. "5 U.S. Troops Added to death toll in Iraq; December's Number Steadily Edging Toward highest Monthly Total of '06", *Agence France Presse*, December 29, 2006. 12 killed and 21 wounded by roadside bomb. "77 killed as carnage grips post-Saddam Iraq", *Agence France Presse*, December 30, 2006. 68 killed and 134 wounded by 4 car bombs. 5 killed and 6 injured in suicide bombing. "Three killed in Baghdad garbage bomb", *Agence France Presse*, January 2, 2007. 3 killed and 7 injured by bomb. Lauren Frayer, "13 Slain in Upscale Baghdad Neighborhood", *Associated Press Online*, January 5, 2007. 13 killed and 25 wounded by 2 car bombs. Sinan Salaheddin, "Car bombings Kill 4 Iraqis in Baghdad", *Associated Press Online*, January 6, 2007. 3 killed and 4 injured by car bomb. "Three U.S. airmen killed in Baghdad", *Agence France Presse*, January 7, 2007. 3 killed and 1 wounded by roadside bomb. "More than 20 killed in Iraq attacks", *Agence France Presse*, January 8, 2007. 3 killed by bomb. Abdelamir Hanun, "Iraqi Shiite pilgrims massacred ahead of bush speech", *Agence France Presse*, January 10, 2007. 4 killed and 12 injured by suicide bomber. Lauren Frayer, "Bombs and shootings kill at least 18 across Iraq", *Associated Press*, January 15, 2007. 4 killed and 3 wounded by suicide bomb. 3 killed and 2 injured by roadside bomb. 7 killed and 40 wounded by suicide bomb. Ammar Karim, "Baghdad University bombing kills 70", *Agence France Presse*, January 16, 2007. 70 killed and 169 wounded by 1 suicide and 2 car bombs. "Four killed in Iraq Attacks", *Agence France Presse*, January 16, 2007. 3 killed and 5 injured by bomb. "2 blasts kill 15 people, wound 74 in downtown Baghdad", *Associated Press*, January 16, 2007. 15 killed and 74 injured in 1 suicide and 1 car bomb. "Roadside bomb strikes police patrol in downtown Baghdad, killing 4, police say", *Associated Press*, January 16, 2007. 4 killed and 10 wounded by roadside bomb. Kim Gamel, "4 U.S. soldiers Killed in Iraq", *Associated Press*, January 16, 2007. 4 killed by bomb. Ammar Karim, "Car bomb rocks Baghdad Shiite stronghold", *Agence France Presse*, January 17, 2007. 15 killed and 33 injured by bomb. Sameer W. Yacoub, "Suicide Car Bomb Kills 17 in Baghdad", *Associated Press Online*, January 17, 2007. 8 killed and 43 wounded by suicide bomb. Salam Faraj, "Car bombs rock Iraq, killing at least 19", *Agence France Presse*, January 18, 2007. 17 killed and 48 injured by 5 car bombs. Bill Ickes, "US boosts Baghdad force as death toll jumps", *Agence France Presse*, January 21, 2007. 6 killed and 15 wounded by car bomb. "12 killed in market attack northeast of Baghdad", *Agence France Presse*, January 22, 2007. A bomb and a mortar combined to kill 12 and wound 40. Counted as 8 killed and 25 injured. Sinan Salaheddin, "Bombs against Shiite targets in Iraq kill up to 100", *Associated Press*, January 22, 2007. 83 killed and 156 wounded by 2 car bombs, one of which was a suicide. Assad Abboud, "32 killed in Baghdad market bombings", *Agence France Presse*, January 25, 2007. 4 killed and 20 wounded by vehicle bomb. Kim Gamel, "14 Killed in Central Baghdad Bomb Attack", *Associated Press Online*, January 26, 2007. 30 killed and 61 injured by car bomb. "19 killed in Iraq attacks", *Agence France Presse*, January 26, 2007. 15 killed and 35 wounded by bomb. Jay Deshmukh, "Iraq bombings kill 7 US soldiers", *Agence France Presse*, January 27, 2007. 3 killed by bomb. 15 killed and 55 wounded by 2 suicide car bombs. Sinan Salaheddin, "Car bomb strikes market in Shiite district in Baghdad, killing 13, police say", *Agence France Presse*, January 27, 2007. 13 killed and 42 injured by 2 car bombs, one of which was a suicide. Assad Abboud, "At least 61 killed in Iraq", *Agence France Presse*, January 28, 2007. 16 people killed and 30 injured by 2 car bombings. "Eight Iraqis killed in Sadr City bombings", *Agence France Presse*, January 28, 2007. 8 killed and 18 wounded by car bomb. "36 killed in Iraq attacks", *Agence France Presse*, January 29, 2007. 4 killed and 17 wounded by suicide car bomb. "Parked car bomb targets bus carrying Shiites to a holy shrine in northern Baghdad, killing 4", *Associated Press*, January 29, 2007. 4 killed and 6 injured by car bomb. Ammar Karim, "38 Shiites killed in Iraq in Ashura attacks", *Agence France Presse*, January 30, 2007. 12 killed and 38 wounded by bomb. Qassim Abdul-Zahra, "Bombers target Shiite worshippers; millions turn out for key Shiite rituals", *Associated Press*, January 30, 2007. 26 killed and 47 injured by suicide bomber. 12 killed and 28 wounded by bomb. Kim Gamel, "GI among 43 Killed in Iraq Violence", *Associated Press Online*, January 31, 2007. 4 killed and 12 injured by car bomb. Abbas al-Anni, "71 killed in Iraq attacks", *Agence France Presse*, February 1, 2007. 3 killed and 7 wounded by car bomb. James Glanz, "Iraq Suicide Bombers Kill 60 and Wound 150 in Market in Southern City", *New York Times*, February 2, 2007. 60 killed and 150 injured by 2 suicide bombs. Assad Abboud, "130 killed in second deadliest attack since Iraqi invasion", *Agence France Presse*, February 3, 2007. 130 killed and 305 wounded by suicide truck bomb. Jay Deshmukh, "37 killed in Baghdad bombings", *Agence France Presse*, February 4, 2007. 8 killed and 11 wounded by car bomb and roadside bomb. Ahmad al-Rubaye, "At least 47 dead as tanks, troops deploy in Baghdad", *Agence France Presse*, February 5, 2007. 10 killed and 60 wounded by suicide car bomb. 4 killed and 14 injured by car bomb. "17 die in Iraq violence", *Agence France Presse*, February 6, 2007. 3 killed and 15 wounded by car bomb. "Seven die in Iraq attacks", *Agence France Presse*, February 8, 2007. 13 killed and 22 wounded by one car bomb and 2 bombs. Sameer N. Yacoub, "Four Marines Killed; Iraq Official Held", *Associated Press Online*, February 8, 2007. 20 killed and 45 wounded by car bomb. "Suicide truck bomber kills 30 in Iraq", *Associated Press*, February 11, 2007. 30 killed and 50 injured by suicide truck bomb. "Seven dead in attack on Baghdad Shiite district", *Agence France Presse*, February 15, 2007. 7 killed and 21 injured by car bomb. Robert H. Reid, "Bomb blasts kill 11 in northern Iraq; U.S. aircraft strike insurgents in Ramadi", *Associated Press*, February 17, 2007. 11 killed and 65 wounded by 2 car bombs, one of which was a suicide. Brian Murphy, "Car bombs in Baghdad kill 63 in deadliest strikes against security crackdown", *Associated Press Worldstream*, February 18, 2007. 62 killed and 129 injured by 2 car bombs. Salam Faraj, "Insurgents slaughter 40 Iraqis in day of bombs", *Agence France Presse*, February 19, 2007. 22 killed and 50 injured by one roadside bomb and 3 suicide car bombs. "Nine more U.S. troops die in Iraq", *Agence France Presse*, February 19, 2007. 3 killed and 2 injured by roadside bomb. Bushra Juh, "String of Bombs Kill 15 in Baghdad", *Associated Press Online*, February 19, 2007. 9 killed by one suicide bomb and one car bomb.

¹⁵ Ibid.

¹⁶ Numbers for all months based on a partial list of contractors killed in Iraq according to ICasualties.org (www.icasualties.org). Jason Straziuso, "Twelve Car Bombs in Iraq Cause Relatively Few Casualties; Sudanese Hostages Released," *Associated Press*, January 1, 2006. Palestinian killed. "Kidnappers Release Free 3 Iranian Women, Kill Iranian Man and Iraqi Driver North of Baghdad," *Associated Press Worldstream*, February 12, 2006. Iranian killed. Paul Garwood, "Iraq's Interior Ministry Launches Probe Into Claims Police Have Been Running Death Squads," *Associated Press Worldstream*, February 16, 2006. Jordanian killed. "US Hostage Found Dead as Bush Admits Iraq Dangers," *Agence France Presse*, March 11, 2001. American killed. Bushra Juh, "Iraqi Soldiers Search for Weapons in Northern Baghdad After 2 Days of Clashes in Sunni Arab District," *Associated Press*, April 19, 2006. 5 foreigners killed. One is Egyptian. Additional 4 foreigners will be added pending further information that distinguishes them from those listed as contractors killed on the Iraq Coalition Casualties website. "US Reporter 'Serious' Wounds From Iraq Bomb," *Agence France Presse*, May 29, 2006. 2 Brits killed. "Russian Iraq Embassy Worker Killed, Four Staff Kidnapped," *Agence France Presse*, June 3, 2006. Russian killed. "Ten Sunni Students Seized, Dozens Killed as Iraq PM Talks Peace," *Agence France Presse*, June 26, 2006. 4 Russians killed. Elana Becatoros, "Iraqi Prime Minister Meets Influential Cleric; 13 Pilgrims from Pakistan, India Killed," *Associated Press*, September 2, 2006. "Turkish Hostage Killed in Iraq," *Agence France Presse*, November 13, 2006. Herve Bar, "Baghdad ambush kills US aid worker", *Agence France Presse*, January 17, 2007. American, Croatian and Hungarian killed. Kim Gamel, "Helicopter of U.S. Security Company Crashes in Baghdad; 5 killed", *Associated Press*, January 23, 2007. 5 security contractors killed.

¹⁷ Rick Jervis, Peter Johnson and Jim Drinkard, "Iraq Bombing Highlights Dangers Journalists Face," *USA Today*, January 30, 2006 and Committee to Protect Journalists, <http://www.cpj.org>.

¹⁸ Ibid.

¹⁹ Ibid.

²⁰ International News Safety Institute, "Iraq War Casualties," accessed at <http://www.newssafety.com/casualties/iraqcasualties.doc>, on January 10, 2007.

²¹ Robert E. Looney, "The Business of Insurgency: The Expansion of Iraq's Shadow Economy," *The National Interest*, Fall 2005, p. 70. Ellen Knickmeyer and Jonathon Finer, "In Iraq, 425 Foreigners Estimated Kidnapped Since 2003," *Washington Post*, December 25, 2005. Assad Abboud, "Iraq's Forgotten Kidnap Victims Suffer in Silence," *Agence France Presse*, March 25, 2006.

²² The number killed in December 2005 includes the death of Ronald Schulz of the US. We have included him as killed because evidence, including a video of his alleged execution, suggests he was killed. The US government has not yet confirmed his death. "Kidnapped Turk released in Iraq," *Agence France Presse*, August 2, 2006. Turk released. Nicholas Paphitis, "Greek Woman Kidnapped in Baghdad Released Unharmed, Foreign Ministry Says," *Associated Press Worldstream*, November 3, 2006. Greek woman kidnapped (in October) and escaped (in November). "Turkish Hostage Killed in Iraq," *Agence France Presse*, November 13, 2006. Turk kidnapped (in July) and killed (November). Karim Jamil, "Five Westerners Still Held Hostage in Iraq," *Agence France Presse*, November 19, 2006. 4 Americans and 1 Austrian kidnapped. "South Africans Abducted In Iraq 'Alive and Well,'" *Agence France Presse*, December 13, 2006. 4 South Africans kidnapped. "US embassy confirms kidnapping of US citizen in Iraq," *Agence France Presse*, January 6, 2007. 1 American kidnapped. "Russian businessman kidnapped in Iraq," *Agence France Presse*, January 17, 2007. 1 Russian kidnapped. Qassim Abdul-Zahra, "Egyptian embassy worker kidnapped in Baghdad, foreign ministry official says," *Associated Press*, January 23, 2007. 1 Egyptian national kidnapped. Qassim Abdul-Zahra, "Iraqi Gunmen Seize Iranian Diplomat," *Associated Press Online*, February 6, 2007. 1 Iranian diplomat kidnapped. "Two Germans confirmed missing in Iraq," *Agence France Presse*, February 12, 2007. 2 German nationals kidnapped.

²³ Doug Smith and Richard Boudreaux, "Bombs Kill at Least 15 in Baghdad," *Los Angeles Times*, January 20, 2006. Thom Shanker, "Abu Ghraib Called Incubator for Terrorists," *New York Times*, February 15, 2006. March and April 2006 numbers are author's estimates. Bushra Juhi, "Attack on Iraqi Interior Ministry Kills 2 Employees; Car Bomb in Hillah Kills at Least 5," *Associated Press Worldstream*, May 30, 2006. John F. Burns, "Iraq to Release Detainees in Bid to Ease Tensions," *New York Times*, June 7, 2006. Patrick Quinn, "US Wartime Prison Network Grows Into Legal Vacuum for 14,000," *Associated Press*, September 18, 2006. William Mann, "Former US Attorney General Says Hanging Saddam Would Cause Bloodbath in Iraq," *Associated Press*, October 5, 2006. Thomas Wagner and Sinan Salaheddin, "US Choppers Back Iraqi Raid of Baghdad," *Associated Press Online*, December 1, 2006.

²⁴ Kirk Semple and John F. Burns, "All-Day Suicide Bomb Blitz Claims 22 Lives in Baghdad," *New York Times*, July 16, 2005. John Diamond, "Intel Chief: Iraqis in Insurgency More Elusive," *USA Today*, September 13, 2005. Anthony Cordesman indicates the number could be as high as 30,000 in Dan Murphy, "Iraq's Foreign Fighters: Few But Deadly," *Christian Science Monitor*, September 27, 2005. Late 2005 and early 2006 numbers are author's estimates. April 2006 number is from Country Reports on Terrorism, United States Department of State, Office for the Coordinator for Counterterrorism, April 2006. May–September 2006 numbers are author's estimates. Walter Pincus, "Violence in Iraq Called Increasingly Complex," *Washington Post*, November 17, 2006.

²⁵ Author's estimate based on Richard Oppel Jr., Eric Schmitt and Thom Shanker, "Baghdad Bombings Raise New Questions Over US Strategy in Iraq," *New York Times*, September 17, 2005 and Dan Murphy, "Iraq's Foreign Fighters: Few But Deadly," *Christian Science Monitor*, September 27, 2005. Late 2005 and early 2006 numbers are author's estimates. April 2006 number is from Country Reports on Terrorism, United States Department of State, Office for the Coordinator for Counterterrorism, April 2006. May–September 2006 numbers are author's estimates.

²⁶ Nawaf Obaid and Anthony Cordesman, "Saudi Militants in Iraq: Assessment and Kingdom's Response," Center for Strategic and International Studies, September 19, 2005. According to Dexter Filkins, "Foreign Fighters Captured in Iraq Come From 27, Mostly Arab, Lands," *New York Times*, October 21, 2005 and Edward Wong, "Iraqi Constitution Vote Split On Ethnic and Sect Lines; Election Panel Reports No Major Fraud," *New York Times*, October 23, 2005, Egypt has contributed the highest number foreign nationals captured (78) from April to October 2005. This report also cites Syria (66), Sudan (41), Saudi Arabia (32), Jordan (17), Iran (13), Palestinians (12), and Tunisia (10) as nations with 10 or more nationals found in Iraq. 18 countries have contributed less than 10 captured foreign nationals, for a total of 311 included jihadists.

Maj. Gen. Rick Lynch states that at least 96 percent of suicide bombers are not Iraqis. Chris Tomlinson, "US General: Suicide and Car Bomb Attacks Down in Iraq," *Associated Press*, December 1, 2005. According to MNF-I (Press Conference, 20 April 2006), Syria contributed the highest number of foreign nationals captured since September 2005 (51). Egypt was second with 38, and Saudi Arabia (23), Sudan (22) and Jordan (16) round out the top five.

²⁷ "Fewest US Troops in Iraq Since Summer," *New York Times*, January 24, 2006. Ann Scott Tyson, "US Commander in Iraq Says 'Crisis Has Passed'; Civil War Still Possible, Casey Warns," *Washington Post*, March 4, 2006. "US Troop Drawdown in Iraq 'Entirely Probable:' Rice," *Agence France Presse*, March 26, 2006. Anne Gearan, "Rice, Rumsfeld Encouraged by Grit of New Iraqi Leader," *Associated Press Worldstream*, April 27, 2006. William Kole, "Italy, South Korea Latest to Pull Troops from US-Led 'Coalition of the Dwindling' in Iraq," *Associated Press Worldstream*, May 31, 2006. Lolita Bandor, "Casey: US Forces in Iraq to Shrink," *Associated Press Online*, June 23, 2006. Anne Plummer Flaherty, "Iraqi PM Asks for More Money, More Troops," *Associated Press Online*, July 27, 2006. Hassan Abdul Zahra, "Iraqi Shiite Leader Rejects Role For US Reinforcements," *Agence France Presse*, July 28, 2006. Coalition troop numbers from Iraq Weekly Status Report, *Department of State*. Accessed at <http://www.state.gov/p/nea/rls/rpt/iraqstatus/>. Lolita C. Baldor, "Rumsfeld Reverses Decision, Will Testify at Senate Hearing," *Associated Press Worldstream*, August 3, 2006. Lolita Bandor, "Marines to Recall Troops on Voluntary Basis As Iraq Troop Levels Increase," *Associated Press Worldstream*, August 23, 2006. David Cloud, "No Cutback Likely in US Troop Levels for Iraq Before Spring, Top Regional Commander Says," *New York Times*, September 20, 2006. "Danish Soldier Killed in Iraq," *Agence France Presse*, October 6, 2006. Terence Hunt, "Bush Says US Commanders Say Current Troop Level in Iraq is Sufficient," *Associated Press*, November 2, 2006. Ann Scott Tyson, "Rumsfeld Called for Change in War Plan," *Washington Post*, December 3, 2006. Anne Flaherty, "Biden Vows to Fight any Iraq Troop Boost", *Associated Press Online*, December 27, 2006. David Sanger, "Bush Adds Troops in Bid to Secure Iraq", *New York Times*, January 11, 2007.

²⁸ Data from the Department of Defense's Forces, Readiness, and Manpower Information System (FORMIS) as found in *Logistics Support for Deployed Military Forces*, The Congress of the United States, Congressional Budget Office, October 2005, page 17.

²⁹ "Countries Contributing Forces to U.S.-Led Coalition in Iraq," *Associated Press Worldstream*, June 29, 2006. Iraq Weekly Status Report, *Department of State*, July 19, 2006, p.25-26. Accessed at: <http://www.state.gov/documents/organization/69404.pdf>. Kim Sengupta, "Iraqi Forces Are Handed Power As Withdrawal Begins," July 14, 2006. Alessandra Rizzo, "Italy Acting As 'Facilitator' In Mideast Crisis, Premier Says," *Associated Press Worldstream*, July 15, 2006. "Iraqi Police Detain Man for Planting Bomb that Killed Romaninan, Four Italian Soldiers," *Associated Press Worldstream*, September 3, 2006. David Sands, "Coalition Forces Are Dwindling As US Mulls Next Move in Iraq," *Washington Times*, November 17, 2006. "Italy Completes Troop Pullout," *Washington Times*, December 2, 2006. Daniel Dombey and Ben Hall, "Blair set to announce Iraq troop pull-out", *Financial Times*, January 12, 2007. "Korea beefs up security for overseas missions", *Korean Herald*, January 1, 2007. Mark Dodd, "20,000 new Iraq troops is Bush's way forward", *The Australian*, January 11, 2007. "Iraq mission Extended by a Year", *Warsaw Voice*, January 3, 2007. "Denmark: Prime Minister hopes to start scaling back in Iraq", *Seattle Post Intelligencer*, January 2, 2007. David R. Sands, "Russian pressure doesn't hinder leader's Western ties", *Washington Times*, December 16, 2006.

³⁰ "Iraq Pipeline Watch," Institute for the Analysis of Global Security, Accessed at: <http://www.iags.org/iraqpipelinewatch.htm>.

³¹ Alexandra Zavis, "Iraqi Insurgents Unleash Deadly Bombings, Attacks Despite U.S. Offensive," *Associated Press*, May 11, 2005. Paul Garwood, "Surge in U.S. Troop Deaths Raises Concerns That Insurgents Retargeting," *Associated Press*, May 24, 2005. Carol Williams, "Soldiers Get Extra Layer of Defense; Humvee crews are still not out of danger, but new protective plating provides a little more security on the hostile roadways of Iraq," *Los Angeles Times*, July 29, 2005. Richard Oppel Jr., Eric Schmitt, and Thom Shanker, "Baghdad Bombings Raise New Questions About US Strategy in Iraq," *New York Times*, September 17, 2005. 65 to 75 attacks per day. Bradley Graham, "Zarqawi 'Hijacked' Insurgency; US General Says Foreign Fighters Now Seen as Main Threat," *Washington Post*, September 28, 2005. 90 attacks per day. Edward Wong and Dexter Filkins, "Baghdad Quite As Vote Begins on Constitution," *New York Times*, October 15, 2005. 723 attacks in first week of October. November number is author's estimate based on Wolf Blitzer interview of US Ambassador in Baghdad, Zalmay Khalilzad, "Insurgents Waging Propaganda War in Iraq; Four Christian Activists Being Held Hostage in Iraq; Fraud Scheme; Schwartzenegger Mulls Clemency for Williams; Australian to be Hanged in Singapore; The US is Attempting to Free Hostages in Iraq; Scaffolding Slams into Building," *CNN, The Situation Room* December 1, 2005. Richard Oppel Jr., "Monitor Group Says Team Will Review Voting Results," *New York Times*, December 30, 2005. January through April 2006 numbers are author's estimates. May 2006 estimate based on Measuring Stability and Security in Iraq May 2006, Report to Congress in Accordance with the Department of Defense Appropriations Act 2006 (Section 9010), p. 32-34. June–July 2006 numbers are author's estimates based on GAO-06-1094T: Stabilizing Iraq: An Assessment of the Security Situation, General Accounting

Office, September 11, 2006, page 6. Walter Pincus, "Violence in Iraq Called Increasingly Complex," *Washington Post*, November 17, 2006 and Lt. Gen. Michael D. Maples, *The Current Situation in Iraq and Afghanistan*, Statement for the Record, Senate Armed Services Committee, 15 November 2006 provided numbers for May, September and October 2006. August 2006 is author's estimate.

³² Measuring Stability and Security in Iraq February 2006, Report to Congress in Accordance with the Department of Defense Appropriations Act 2006 (Section 9010), page 27. Measuring Stability and Security in Iraq October 2005, Report to Congress In Accordance with Conference Report 109-72, Emergency Supplemental Appropriations Act, 2005, page 22. Information from MNC-1. Measuring Security and Stability and Security in Iraq, May 2006, Report to Congress In Accordance with the Department of Defense Appropriations Act 2006 (Section 9010), p. 32.

³³ Measuring Stability and Security in Iraq, May 2006, Report to Congress in Accordance with the Department of Defense Appropriations Act 2006 (Section 9010), p. 36. Michael Gordon, Mark Mazzetti, Thom Shanker, "Bombs Aimed at GIs in Iraq Are Increasing," *New York Times*, August 17, 2006.

³⁴ Dexter Filkins, "Baghdad's Chaos Undercuts Tack Pursued by U.S.," *New York Times*, August 6, 2006.

³⁵ Bushra Juhi, "2 U.S. Fliers Die in Iraq Helicopter Crash," *Associated Press*, June 27, 2005. The Associated Press, "Fatal Helicopter Crashes in Iraq War," *Associated Press Online*, June 27, 2005. Information from Iraq Coalition Casualty Count (icasualties.org/oif) is also used. Antonia Castaneda, "Sunni Arabs Reject Shiite Proposal for Federal Iraq; Two Wounded in Crash of US Apache Helicopter," *Associated Press*, August 12, 2005. "Four US Servicemen Killed in Western Iraq," *Agence France Presse*, November 2, 2005. "Two US Pilots Killed in Helicopter Crash in Iraq," *Agence France Presse*, December 27, 2005. "Twelve Die in US Copter Crash in Iraq," *Agence France Presse*, January 8, 2006. "Fatal Helicopter Crashes in Iraq War," *Associated Press*, January 9, 2006. "Two US Pilots Die in Iraq Helicopter Crash," *Agence France Presse*, January 13, 2006. "Fraction of Ballots Cancelled After Iraqi Vote Probe," *Agence France Presse*, January 16, 2006. US helicopter crashed north of Baghdad, killing its two pilots. "Two US Pilots, Four Troops Killed in Iraq," *Agence France Presse*, April 2, 2006. "Two Killed When US Helicopter Shot Down in Iraq," *Agence France Presse*, May 15, 2006. "Attacks in Iraq Kill 54 People in Bloodiest Day in Recent Weeks," *Associated Press Worldstream*, May 30, 2006. US helicopter crashed in western Iraq; 2 marines killed. Hostile fire not suspected. "U.S. Says Crew Survives Apache Helicopter Crash South Of Baghdad," *Associated Press*, July 13, 2006. US helicopter crashed southwest of Baghdad; no fatalities. Hostile fire suspected but not confirmed. Sameer Yacoub, "Bodies of Two US Service Members Found After Helicopter Crash in Western Iraq," *Associated Press*, August 11, 2006. US helicopter crashed in western Iraq; 2 soldiers killed. Hostile fire not suspected. "Two US Soldiers Killed in Iraq Chopper Crash," *Agence France Presse*, November 6, 2006. US helicopter crashed; 2 soldiers killed. Cause unknown at this time. Qais al-Bashir, "US Helicopter Goes Down in Volatile Anbar Region; 4 Marines Dead," *Associated Press*, December 4, 2006. US helicopter crashed; 4 marines killed. Cause was mechanical problems. Jay Deshmukh, "US chopper crash kills 13 troops in Iraq," *Agence France Presse*, January 20, 2007. US helicopter crashed; 13 U.S. soldiers killed. "Two soldiers killed in US helicopter crash," *Agence France Presse*, January 28, 2007. 2 U.S. helicopter crashed; 2 U.S. soldiers killed. Kim Gamel, "U.S. helicopter goes down north of Baghdad, 4th such loss in two weeks," *Associated Press*, February 2, 2007. U.S. helicopter crashed; 2 soldiers killed. Robert H. Reid, "U.S. helicopter crashes in flames northwest of Baghdad, killing all 7 on board," *Associated Press*, February 7, 2007. U.S. helicopter crashed; 7 soldiers killed. James Glanz, "Insurgents Stepping Up Efforts to Down U.S. Helicopters in Iraq," *New York Times*, February 12, 2007.

³⁶ Nina Kamp, Michael O'Hanlon and Amy Unikewicz, "The State of Iraq: An Update," *New York Times*, October 1, 2006. The Brookings-Bern Project on Internal Displacement. "Iraq Displacement," UNHCR Briefing Notes, UNHCR, November 3, 2006. Accessed at: <http://www.unhcr.org/news/NEWS/454b1f8f2.html>.

³⁷ Sabrina Tavernise, "As Death Stalks Iraq, Middle-Class Exodus Begins," *New York Times*, May 19, 2006. Sharon Behn, "Iraq's Best and Brightest Flee From Violence," *Washington Times* June 26, 2006. Alexander Higgins, "Iraqis' Exodus Alters UN Plan," *Philadelphia Inquirer*, November 4, 2006. "Iraq Displacement," UNHCR Briefing Notes, UNHCR, November 3, 2006. Accessed at: <http://www.unhcr.org/news/NEWS/454b1f8f2.html>.

³⁸ "For Iraqis, Exodus to Syria and Jordan Continues," *New York Times* June 14, 2006 (citing U.S. Committee for Refugees and Immigrants)

³⁹ Iraq Weekly Status Report, *Department of State*. Accessed at: <http://www.state.gov/p/nea/rls/rpt/iraqstatus/>. From February 2005 to the present, our source differentiates between the terminology "trained and equipped" for police, in which unauthorized absences personnel are included, and "operational" for the National Guard and Armed Forces, in which unauthorized absences personnel are not included. As many as 5,000 recruits from Sunni areas have joined the Iraqi Armed Forces in the past several months. *National Strategy for Victory in Iraq*, National Security Council, November 2005, page 21.

⁴⁰ Author's estimate based on Bradley Graham, "Rumsfeld Defends Iraqi Forces," *Washington Post*, October 1, 2005, in which Graham lists 36 out of 116 army and special police battalions at Level 2 readiness. This percentage was used to estimate the number of number of troops.

⁴¹ Lt. Gen. David Petraeus, speech at the St. Regis Hotel, Washington, DC, November 7, 2005.

⁴² October 2005 numbers are according to Lt. Gen. David Petraeus, speech at the St. Regis Hotel, Washington, DC, November 7, 2005. The statistic of 32,000 in level I and II readiness is based upon Petraeus citation of 40 so prepared battalions and author's assumption that one battalion equals approximately 750 to 800 troops. Petraeus also stated that the number of 211,000 total Iraqi Security Forces is headed towards 325,000. Iraqi Security Forces have 20,000 vehicles in all, although the number of well-armored vehicles is much lower (author's estimate: about 300).

⁴³ Measuring Stability and Security in Iraq February 2006, Report to Congress in Accordance with the Department of Defense Appropriations Act 2006 (Section 9010), page 37 and 38.

⁴⁴ *Measuring Stability and Security in Iraq* August 2006, Report to Congress in Accordance with the Department of Defense Appropriations Act 2006 (Section 9010), page 42.

⁴⁵ GAO-06-1094T: Stabilizing Iraq: An Assessment of the Security Situation, General Accounting Office, September 11, 2006, page 15.

⁴⁶ GAO-06-1094T: Stabilizing Iraq: An Assessment of the Security Situation, General Accounting Office, September 11, 2006, page 15.

⁴⁷ GAO-06-1094T: Stabilizing Iraq: An Assessment of the Security Situation, General Accounting Office, September 11, 2006, page 15.

⁴⁸ *Ibid.*, p. 36.

⁴⁹ Joseph Giordano, "Sunni Troops Graduate From US-Run Training," *Mideast Stars and Stripes*, May 1, 2006.

⁵⁰ Bryan Bender and Farah Stockman, "Officials Grapple With Ethnic Split in Iraqi Forces," *Boston Globe*, April 11, 2006.

⁵¹ GAO-07-308SP, "Securing, Stabilizing and Rebuilding Iraq", General Accounting Office, January 2007, page 24.

⁵² The Economist Intelligence Unit, cited by "Index Ranks Middle East Freedom," *BBC News Online*, 18 November 2005,

http://news.bbc.co.uk/2/hi/middle_east/4450582.stm, accessed 18 November 2005.

⁵³ Press Freedom Index 2006, compiled by "Reporters Without Borders", accessible at: http://www.rsf.org/rubrique.php3?id_rubrique=639

⁵⁴ *National Strategy for Victory in Iraq*, National Security Council, November 2005, page 16.

⁵⁵ "Iraq's New Legislature," *Washington Post*, January 26, 2006.

⁵⁶ Iraq Weekly Status Report, *Department of State*. Accessed at: <http://www.state.gov/p/nea/rls/rpt/iraqstatus/>. The numbers for crude oil production, diesel, kerosene, gasoline/benzene, and liquid petroleum gas represent average data from the entire month, and are thus based on multiple Weekly Status Reports. The crude oil export reflects the total for the month. For all categories, data for a complete month is typically available in the Weekly Status Report for the first week of the next month.

⁵⁷ "Iraq Fact Sheet: Oil," *Joint Staff & CPA*, Unclassified. Provided to the author by CPA/DoD. As of December 11, 2003.

⁵⁸ *Ibid.*

⁵⁹ *Ibid.*

⁶⁰ *Ibid.*

⁶¹ "Iraq Fact Sheet: Oil," *Joint Chiefs and CPA*, January 13, 2004. "Draft Working Papers: Iraq Status," *Department of Defense*, 20 January, 2004. Unclassified. Provided to the author by the CPA/DoD. Based on two week estimate.

⁶² "Iraq Fact Sheet: Oil," *Joint Chiefs and CPA*, January 13, 2004.

⁶³ "Iraq Fact Sheet: Power," *Joint Staff and CPA*, March 15, 2004.

⁶⁴ "Iraq Fact Sheet: Oil," *Joint Staff and CPA*, April 20, 2004. "Iraq Fact Sheet: Oil," *Joint Staff and CPA*, April 20, 2004.

- ⁶⁵ "Iraq Fact Sheet: Oil," *Joint Staff and CPA*, May 25, 2004.
- ⁶⁶ *Ibid.*
- ⁶⁷ Draft Working Papers: Iraq Status," *Department of State*, October 6, 2004.
- ⁶⁸ Draft Working Papers: Iraq Status," *Department of State*, August 4, 2004.
- ⁶⁹ Draft Working Papers: Iraq Status," *Department of State*, October 6, 2004.
- ⁷⁰ The statistics for September 2005 are based on incomplete data and represent averages for approximately half of the month.
- ⁷¹ U.S. State Department's "Iraq Weekly Status Report" did not provide production amounts of diesel, kerosene, gasoline or LPG for the week of December 18-25 so averages for these categories are only for the 24 days in December for which exact figures are known.
- ⁷² Country Report No. 05/294: Iraq: 2005 Article IV Consultation – Staff Report; Staff Supplement; Public Information Notice on the Executive Board Discussion; and Statement by the Executive Director for Iraq, International Monetary Fund, August 2005, p. 11.
- ⁷³ Iraq Weekly Status Report, *Department of State*. Accessed at: <http://www.state.gov/p/nea/rls/rpt/iraqstatus/>. The number presented reflects the total oil revenue for the month. Data for a complete month is typically available in the Weekly Status Report for the first week of the next month.
- ⁷⁴ Iraq Weekly Status Report, *Department of State*. Accessed at: <http://www.state.gov/p/nea/rls/rpt/iraqstatus/>. The average of megawatt hours and average hours of electricity per day reflect all the data available for the given month, and thus span multiple Weekly Status Reports. The average amount of electricity generated is derived from the average of megawatt hours. The statistics for September 2005 are based upon incomplete data and represent averages for approximately half of the month.
- *The data for November for the average hours of electricity per day is updated in our source, representing the entire month. The numbers for average amount of electricity generated and average MW hours represents data through the 21st of November only.
- ⁷⁵ GAO-05876: Rebuilding Iraq: Status of Funding and Reconstruction Efforts, General Accounting Office, July 2005, p. 26.
- ⁷⁶ Glenn Zorpette, "Re-engineering Iraq," *IEEE Spectrum*, February 2006, page 31.
- ⁷⁷ "Iraq Weekly Status Report", *Department of Defense*, April-June, 2004. Available at <http://www.defenselink.mil/news/>. "Iraq Weekly Status Report", *Department of State*, August 2004-June 2006. Accessed at: <http://www.state.gov/p/nea/rls/rpt/iraqstatus/>.
- ⁷⁸ Special Inspector General for Iraq Reconstruction, *Quarterly Report and Semiannual Report*, January 30, 2007, page 118-119.
- ⁷⁹ GAO-06-428T: Rebuilding Iraq: Stabilization, Reconstruction and Financing Challenges, General Accounting Office, February 8, 2006, Summary.
- ⁸⁰ Measuring Stability and Security in Iraq October 2005, Report to Congress In Accordance with Conference Report 109-72, Emergency Supplemental Appropriations Act, 2005, page 11. Information from World Bank and IMF.
- ⁸¹ GAO-07-308SP: "Securing, Stabilizing and Rebuilding Iraq", General Accounting Office, January 2007, p. 55
- ⁸² GAO-07-308SP: "Securing, Stabilizing and Rebuilding Iraq", General Accounting Office, January 2007, p. 60
- ⁸³ Robert A. Sunshine, Assistant Director, Congressional Budget Office, "Issues in Budgeting for Operations in Iraq and the War on Terrorism", testimony given before the Committee on the Budget, U.S. house of Representatives, January 18, 2007
- ⁸⁴ "Estimated Costs of U.S. Operations in Iraq Under Two Specified Scenarios," *Congressional Budget Office*, July 13, 2006, pp. 9, 18. "Iraq inflation hits 70 percent in 2006", *Agence France Presse*, January 28, 2007.
- ⁸⁵ *Ibid.*, p. 7.
- ⁸⁶ James Glanz, "Despite Crushing Costs, Iraqi Cabinet Lets Big Subsidies Stand," *New York Times*, August 11, 2005.
- ⁸⁷ *Ibid.*
- ⁸⁸ *Ibid.*
- ⁸⁹ Measuring Security and Stability in Iraq, May 2006, Report to Congress in Accordance with the Department of Defense Appropriations Act 2006 (Section 9010), p. 13. Measuring Security and Stability in Iraq, August 2006, Report to Congress in Accordance with the Department of Defense Appropriations Act 2006 (Section 9010), p. 11.
- ⁹⁰ Measuring Stability and Security in Iraq October 2005, Report to Congress In Accordance with Conference Report 109-72, Emergency Supplemental Appropriations Act, 2005, page 25.
- ⁹¹ Measuring Security and Stability in Iraq, August 2006, Report to Congress in Accordance with the Department of Defense Appropriations Act 2006 (Section 9010), p. 11.
- ⁹² Measuring Security and Stability in Iraq, May 2006, Report to Congress in Accordance with the Department of Defense Appropriations Act 2006 (Section 9010), p. 26. Measuring Security and Stability in Iraq, August 2006, Report to Congress in Accordance with the Department of Defense Appropriations Act 2006 (Section 9010), p. 23. Special Inspector General for Iraq Reconstruction, *Quarterly Report and Semiannual Report*, January 30, 2007, page 107
- ⁹³ *Ibid.*
- ⁹⁴ Jeremy Crimmons, "Chicago Lawyer Helped Rebuild Communications Network in Iraq," *Chicago Daily Law Bulletin*, April 23, 2005. Anderson Cooper 360 Degrees, CNN, June 30, 2004. "Media in Iraq," *BBC Monitoring World Media*, January 24, 2005. Survey Outlines Iraqi Newspapers' Popularity, Standards," *BBC Monitoring International Reports*, June 14, 2004. "Iraqi Newspaper Delegation Visits Jordan Discusses Ties, Iraqi Media Environment," *BBC Monitoring International Reports*, April 22, 2005. Measuring Security and Stability in Iraq, May 2006, Report to Congress in Accordance with the Department of Defense Appropriations Act 2006 (Section 9010), p. 13.
- ⁹⁵ James Palmer, "With Iraqi Doctors Fleeing, Prognosis is More Agony," *Star-Ledger*, April 3, 2006.
- ⁹⁶ Sabrina Tavernise, "Iraq's Lethal Traffic: Warning! Anarchy Ahead," *New York Times*, November 5, 2005.
- ⁹⁷ Special Inspector General for Iraq Reconstruction, *Quarterly Report and Semiannual Report*, July 30, 2006, page 41. Special Inspector General for Iraq Reconstruction, *Quarterly Report and Semiannual Report: A Year in Transition*, January 2006, p. 32.
- ⁹⁸ Sabrina Tavernise, "Amid Iraqi Chaos, Schools Fill After Long Decline," *New York Times*, June 26, 2006.
- ⁹⁹ World Public Opinion.org, "The Iraqi Public on the US Presence and the Future of Iraq." Conducted by the Program on International Policy Attitudes (PIPA), accessed at http://www.worldpublicopinion.org/pipa/pdf/sep06/Iraq_Sep06_rpt.pdf, September 27, 2006.
- ¹⁰⁰ International Republican Institute, "Survey of Iraqi Public Opinion, June 14 – 24, 2006," accessed at <http://www.iri.org/pdfs/7-18-06%20Iraq%20poll%20presentation.ppt> July 27, 2006. 2,849 interviews were conducted in person from June 14 – 24, 2006, among a random national sample of 3,120 Iraqis. Margin of error is +/- 3 percentage points and response rate is 91%. This poll was conducted by an Iraqi polling firm conducting interviews in all 18 governorates.
- ¹⁰¹ World Public Opinion.org, "What the Iraqi Public Wants," Conducted by the Program on International Policy Attitudes (PIPA), accessed at <http://www.worldpublicopinion.org/pipa/articles/brmiddleeastnafrica/165.php?nid=&id=&pnt=165&lb=brme> July 21, 2006. Face-to-face interviews conducted among a national random sample of 1,000 Iraqi adults 18 years and older. An over sample of 150 Iraqi Sunni Arabs from predominantly Sunni Arab provinces (Anbar, Diyala and Salah Al-Din) was carried out to provide additional precision with this group. The total sample thus was 1,150 Iraqi adults. The data were weighted to the following targets (Shia Arab, 55%, Sunni Arab 22%, Kurd 18%, other 5%) in order to properly represent the Iraqi ethnic/religious communities. The sample design was a multi-stage area probability sample conducted in all 18 Iraqi provinces including Baghdad. Urban and rural areas were proportionally represented. A 94% contact rate and 74% completion rate were achieved.